



- PRESIDENT'S REPORT

- SECRETARY GENERAL'S REPORT

THE INTERNATIONAL ASSOCIATION OF
DENTO-MAXILLO-FACIAL RADIOLOGY

NEWSLETTER

Vol.49 No.2 2020



DMFR
DentoMaxilloFacial Radiology

A Journal of Head & Neck Imaging

Submit to **DMFR**

**Publishing the very best research in
dental, oral and maxillofacial radiology**

- Average submission to first decision: 3 weeks
- Constructive peer-review
- 2018 Impact Factor = 1.525
- 5-year Impact Factor = 2.268
- Eminent, international Editorial Board
- Average acceptance to online: 2 weeks
- Open access option
- Indexed on PubMed, ISI, Scopus and Embase

www.editorialmanager.com/dmfr

2	Report from the President
4	Report from the Secretary General
5	Report from the Journal Editor
7	Report from Africa
8	Report from Asia
18	Report from Europe
22	Report from Latin America
26	Report from the Middle East
29	Report from North America
32	New patient shielding guidance
33	Forthcoming Meetings

Report from the President



Dear IADMFR members and colleagues,

These days are very difficult times for everyone.

I hope you and your family are all healthy and that we will be able to return to our daily lives soon.

Under this difficult and uncertain situation caused by COVID-19, all members of the organising committee of ICDMFR 2021 are putting their utmost efforts into making 2021 meeting a successful one.

While placing the highest priority on ensuring the safety of all participants, the ICDMFR 2021 organising committee has decided to host the 23rd Congress of IADMFR as a hybrid meeting with some domestic participants attending on-site while overseas participants can choose between on-site or virtual participation.

It is very disappointing for us that we cannot welcome all of you with our best hospitality and showcase the beautiful spring scenery of Korea. Even though we cannot meet each other in the same place and time, fortunately we can exchange our experience and knowledge by virtue of the current communication technology. We believe that whether we unite on-site or virtually, COVID-19 cannot block our friendship and connections.

The 23rd Congress of IADMFR (ICDMFR 2021) will take place in Gwangju, South Korea under the theme of “Reading and Leading Dentistry” from 28 April to 1 May, 2021. The pre-congress session has been cancelled and two pre-congress lectures scheduled in advance will be introduced to you as special lectures.

ICDMFR has been serving as a platform for interaction between world experts of dentomaxillofacial radiology and related scientific fields. The program of ICDMFR 2021 consists of four Keynote Lectures, two Special Lectures and Invited Sessions with 21 speakers who will lead us to a world of new knowledge on a variety of topics. There will be also Oral & Poster Presentation, Technical Exhibitions and various Social Programs.

The important schedule of the Congress is as follows:

- . Abstract Submission Deadline: 30 November, 2020 (18:00 KST)
- . Early Registration Deadline: 31 January, 2021 (18:00 KST)

Onsite and virtual attendance conversions are possible after cancellation of existing registrations. You can change your participation type until 31 March, 2021 (18:00 KST) without a cancellation fee.

Further information, including the overall program and important dates, has been posted on the website (<http://icdmfr.org>). Please check upcoming schedules and updates via the Congress website.

We sincerely hope that all the participants enjoy and actively engage in ICDMFR 2021, thereby taking the opportunity to overcome challenges. Please join and share your academic knowledge, build friendships between members and colleagues, and enjoy Korean culture whether on-site or on our exciting virtual platform!

Thank you very much in advance for your strong support.

Soon-Chul Choi

President, IADMFR

Report from the Secretary General



Dear IADMFR members, dear colleagues and friends,

“La hora más oscura era la que venía antes del nacimiento del sol”, Paulo Coelho. This quote supports our belief that the darkest hours we are currently facing, will soon be followed by dawn. In April 2021, IADMFR members will get the opportunity to all connect and be present, whether onsite or online, at the IADMFR congress in Gwangju, Korea (28 April – 1 May, 2021). President Choi and his team are working very hard to offer us a unique event. Please visit the congress website icdmfr.org and take a look at iadmfr.one for opportunities and deadlines.

We have adapted to connect and unite globally, with digitalisation and imaging as the methods to open up a wonderful world of opportunities for dentomaxillofacial radiology. The ambitious programme of the IADMFR for the next few years will now include hybrid congress solutions (online and onsite) along with further

digitalisation serving education, training and clinical support. Initiatives include a new IADMFR webinar series to be announced in 2021, educational pages on the IADMFR website, a dynamic LinkedIn page, the official congress abstract publication with DOIs by BIR, the adopt-a-member programme to create opportunities for promising members from less favoured regions. In a similar vein, IADMFR will commence the IADMFR educational track initiative with the first clinicians achieving a stationary test at the 2023 ICDMFR congress.

IADMFR would like to continue opening doors for all worldwide, welcoming friends and colleagues as well as new promising dentomaxillofacial radiologists. Help us to get connected and let IADMFR grow. Dawn is coming soon. Looking forward meeting all of you online or onsite at ICDMFR 2021 in Korea!

Reinhilde Jacobs

Secretary General IADMFR

Dear colleagues, dear friends, dear IADMFR family,

This is my first report as the new Editor-in-Chief of our journal. I would like to take this opportunity to thank Prof. Schulze for all his work to elevate this journal to the high level it is now. We all can be proud of our *DMFR* journal – it is not only well respected within the dental community, but also in the medical community interested in head-and-neck imaging. This clearly shows the power of the impact factor, which currently stands at 1.796, (2019) with a 5-year-IF of 2.331. This is certainly an ideal foundation to build upon as new Editor. It will be one of my challenges during my tenure to maintain the IF of *DMFR* above 2.

Unfortunately, the COVID-19 pandemic is still holding the world in its grip, and has resulted in many unprecedented changes in our private and also professional life. Meetings are mostly held digitally, masks are worn indoors and in some places also outdoors, social contacts have been reduced to the most essential ones, and travelling is minimal. It is clear that the repercussions of this crisis will also affect our society and the journal. While initially, we have seen some beneficial effects for the journal, there may be serious issues affecting the quantity and quality of the submitted research in the long term with funding cuts to universities, as well as the complexities of performing clinical research during a pandemic.

On the positive side, many authors seem to have had more time now for manuscript preparation and submission, probably due to lockdowns, home working, or reduced clinical and teaching activities. The current submission data clearly illustrates this: while in 2019 a total of 510 submissions were received, the prediction for 2020 is for over 600 submitted articles. This would be an increase of almost 20% in comparison to the previous year, which was already the year with the highest number of total submissions to the journal ever. I'm confident that this is not only a consequence of COVID-19, but also due to the appeal of publishing in *DMFR*.

Report from the Journal Editor



While the fact that the number of submissions will very likely reach an all-time high in 2020, we should also pay our respect with regard to the increased workload for the reviewers and the editors that do their best to ensure a timely, objective and fair manuscript evaluation process. Overall, the transition from Prof. Schulze has been very smooth, and we have not seen any disruptive changes to the reviewing and manuscript handling process. This is also shown in the following data: 1) the number of accepted articles has remained fairly consistent this year with an average of 7.4 articles per month so far in 2020, compared with 6.5 in 2019 and 8.3 in 2018; 2) the *DMFR* handling times remain consistently excellent with a mean below 25 days to the first decision and well below 50 days for the final one.

I would like to thank you all again for the constant help, support, and enthusiasm I have seen since taking over as Editor-in-Chief, from the IADMFR board, *DMFR* staff, editors, reviewers, and from all colleagues that submit their work to the journal. I think that we all have a common goal – to increase the visibility and recognition of our specialty – and *DMFR* is certainly one very important piece in the puzzle!

6

With my best regards,

Michael M. Bornstein

Editor-in-Chief *DMFR*

Greetings from Pretoria, South Africa,

I recently joined the University of Pretoria (TUKS) and these new pastures hold great opportunity for personal growth and development. I now join the great ambassadors of OMFR here in South Africa and the province (state) of Gauteng. Our undergraduate students have returned to the clinical wards and are making a concerted effort to catch up on the backlog of requirements for the year. The seasonal change to summer has made the donning of PPE a challenge as we have experienced a heat wave.

In the post graduate arena we have students from four dental schools bringing the total current registration of masters and diploma candidates to 3 and 4 respectively. We have three graduates for the latter part of 2020 and we welcome them to the field. Congratulations to Dr Jaco Walters (South Africa); Dr Piret Vilborn (Estonia) and Dr Quinton Norval (South Africa). I will request that the new graduates of 2020 join the association in the near future. Two candidates sit the final examination in November and we wish Dr Suvarna Indermun (South Africa) and Dr Hoda Aburgeba (Libya) the best of luck, strength and courage hoping all has gone well for them.

There are no additional active members and the unofficial stats from Africa (total of 54 countries) are as follows:

- 4/5 countries active in 2019 (South Africa, Tunisia, Gabon, Nigeria, Reunion)
- Africa demographics recognise 28 countries excluding Egypt (under discussion)
- 8 active IADMFR members in 2020 (all from South Africa)
- 18 recognized OMR in Africa

The proposed CBCT course to be presented by Prof R Wood in June of 2020 has been postponed til further notice. There are no other events planned for South Africa and I am not aware of any events planned for Africa for 2020.

If there are any developments in Africa, please contact me with the details.

Shoayeb Shaik

IADMFR regional director, Africa

Greetings from Japan,

I hope everybody is safe and well. I would like to express my sympathy to all. However, the COVID-19 pandemic has been spreading again in the world. The world is likely to be dealing with the effects of the novel coronavirus until an effective vaccine or treatment is developed. The Tokyo Olympics have been postponed to 2021. In addition, the ACOMFR 2020 has been changed to 2022.

In Japan, the government declared a state of emergency due to COVID-19 on 7 April, 2020 until 25 May. It was not a “lockdown” by law; it was done only by self-motivation.

We developed a guide for avoiding high-risk situations. We call them the “three Cs”: closed spaces, crowded places, and close-contact settings, especially those involving loud talking.

8 The total number of cases were 92,023, and deaths as of 20 October 2020 were 1,673. Now, there are around 200 new cases each day.

JSOMFR decided the guidelines under the state of emergency. The use of X-ray was stopped in all cases other than emergencies. If X-ray images were taken, PPE (Personal Protective Equipment) must be worn. Intraoral radiography use was converted to Panoramic radiography or CBCT. Therefore, we must develop new equipment to prevent the spread of infection.

We would like to meet at the next hybrid ICDMFR in Gwangju, South Korea. We are looking forward to the 50th anniversary of IADMFR in 2021 and we hope to experience renewed society after the pandemic at the next conference.

Best regards,

Yoshinori Arai

IADMFR Regional Director, Asia

Report from
Asia



Report from Asia



Dear Colleagues and IADMFR members,

As we are going through the COVID-19 pandemic, our colleagues throughout Asia have bravely confronted these difficult times. These are some of the updates and efforts that we have made during these past few months.

I would like to thank our colleagues from Asia who gave their valuable time to share their reports with us, and others who always strive in their respective duty as part of the OMFR. Herein we present reports from Indonesia, South Korea, Thailand and India.

Greetings from Indonesia,

Over the past few months, the novel corona virus outbreak has spread to every corner of the globe and, without exception, has also affected our country. Every day, we deal with a large number of cases of COVID-19 and this number is still rising day by day. However, we must endure and persevere.

In these extraordinary circumstances, the Indonesian Dentomaxillofacial Radiology Association never stops encouraging all the doctors, clinicians, and medical staff to have guidelines for performing radiographs during this pandemic. Our experts use webinars to actively share the guidelines related to the best and safest protocols for choosing radiography techniques and how to prevent the spread of the virus.

On 16 October, 2020 it was an honor for our association to be given the opportunity to have a special webinar with the Indonesian Nuclear Regulatory Agency (Badan Pengawas Tenaga Nuklir, BAPETEN), with Prof. Hanna Bachtiar Iskandar as the representative from the faculty of dentistry department of Dentomaxillofacial Radiology (DMFR) Universitas Indonesia, as well as the Indonesian Dentomaxillofacial Radiology Association (IKARGI). The topic was policy and regulation on the utility of nuclear power in the field of DMFR in Indonesia and the development of its modalities and services at a national and international level. This webinar is essential for the existence of the DMFR specialist profession in Indonesia.

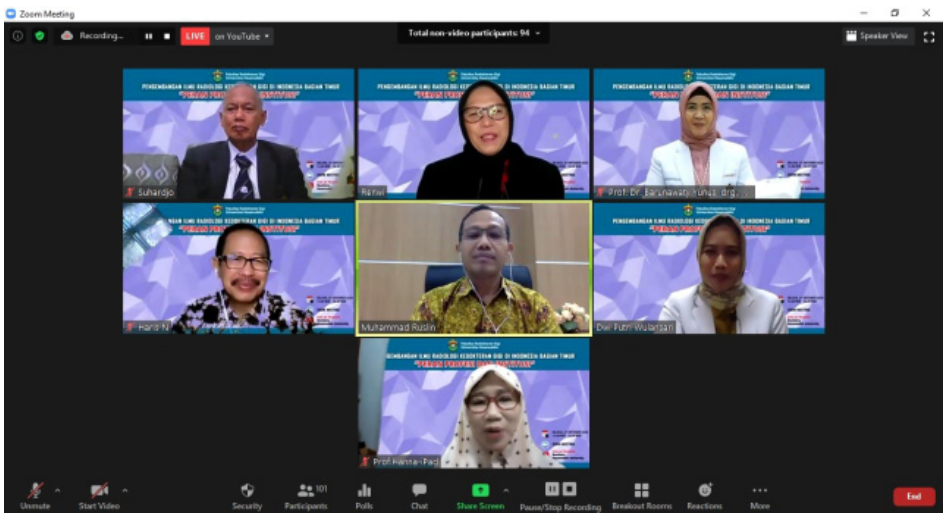


Fig.1. Webinar Meeting on development of OMFR in East Indonesia, 27 Oct 2020

On 27 October, 2020 we had a seminar on the development of DMFR in East Indonesia which was held by the department of Dentomaxillofacial Radiology Faculty of Dentistry Universitas Hasanudin Makassar-Southern Sulawesi. We discussed the need to increase the number of DMFR specialists in East Indo to respond the increasing demand for improvement in dental services in general. The topic of opportunity, possibility and the role of stakeholders in the region which is expected to support this as a long term program were also raised in the discussion.

This year, as part of our missions and effort in the development of dentomaxillofacial radiology education in Indonesia, Universitas Indonesia has announced the launch of an oral radiology specialist program together with Universitas Padjajaran that was established 8 years ago. It is hoped that the development of dentomaxillofacial radiology in Indonesia will be stronger in the future with these two study programs.

As previously reported, we have established our local national journal, *Journal Radiology Dentomaksiolofasial Indonesia (JRDI)* and this is currently indexed by Crossref and Google Scholar. We invite all researchers around the world to submit research papers, literature reviews, case reports and systematic reviews in our website jurnal.pdgi.or.id/index.php/jrdi/

Last but not least, we always remind you to err on the side of caution, to respect physical distancing, and to strictly adhere to the hygiene measures. Stay healthy, colleagues!

Best regards,

Isti Rahayu Suryani

AAOMFR Director, Indonesia

Menik Priaminiarti

IADMFR Regional Director, Asia

Fig.2. Poster - Webinar Meeting With BAPETEN, 16 Oct 2020

Ir. Zainal Arifin, MT
(Deputi Bidang Perizinan dan Inspeksi BAPETEN)

Prof. Dr. Hanna H. Bachtiar Iskandar, drg., Sp.RKG(K)
(Departemen Radiologi Kedokteran Gigi-FKG UI)

Ishak, M.Si
(Direktur Bidang Perizinan Fasilitas Radiasi & Zat Radioaktif BAPETEN)

Kebijakan Pengawasan Tenaga Nuklir bidang Radiologi Kedokteran Gigi & Perkembangan Modalitas dan Layanan Radiologi Kedokteran Gigi (Nasional dan Internasional)

Jum'at, 16 Oktober 2020
08.00 – 11.00 WIB

ID Meeting: 812 4955 4251
Password: dpfrzr1610

BAPETEN

REPUBLIK INDONESIA
DEPARTEMEN KEDOKTERAN GIGI

Greetings from South Korea,

We held the 52nd Annual Meeting and General Assembly on 17 March, 2020 online due to COVID-19. Although it was our first online meeting, it went very successfully. There were four special lectures by Prof. Dongsik Jo, Mr. Sang-Ho Shin, Prof. Byung Do Lee, Prof. Soon-Chul Choi, and Dr. In-Seong Jeon, and three oral presentations. Dr. Seong-Ha Kim awarded the Prize of Best Presentation. In the General Assembly after the annual meeting, Prof. Min-Suk Heo was selected as the President of KAOMFR. Also, Prof. Won-Jeong Han and Dr. In-Seong Jeon were selected as vice presidents, and Dr. Sung-Wook Oh and Dr. Il-Jung Kim were appointed as auditors. Then, directors were appointed in the first director meeting.

The 2020 Fall Scientific Meeting was held on 16–18 October, 2020. The meeting was held online using Classum system. The presenters' video files were uploaded, and the audience could listen to the lectures whenever they wanted during the period. It was a new trial of the virtual meeting format.

Imaging Science in Dentistry, which is the formal journal of Korean Academy of Oral and Maxillofacial Radiology and Asian Academy of Oral and Maxillofacial Radiology, marks the 50th anniversary of its publication. I offer my congratulations on the 50th year of the journal!

Prof Min-Suk Heo

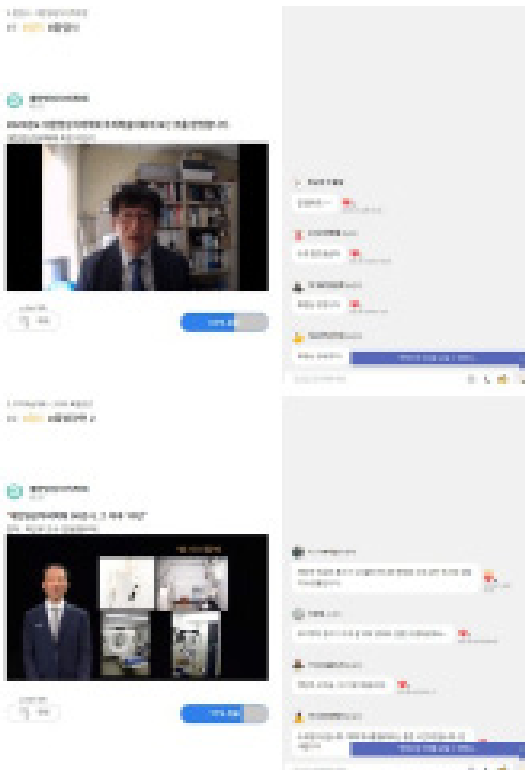
President, Korean Academy of Oral and Maxillofacial Radiology

Report from Asia





The 52nd Annual Meeting and General Assembly on 17 March, 2020. The meeting was conducted online. It was the first online meeting of KAOMFR.



The online 2020 Fall Scientific Meeting held on 16–18 October, 2020 using Classmoo system.

Messages from Thailand

Because of the COVID-19 pandemic, there has not been much activity in Oral and Maxillofacial Radiology in Thailand. However, we are collaborating with the Thai Oral Diagnostic Sciences group in presenting online CE courses, from November 2020, which will be open to all Thai dentists. These include a Radiology course on 18 November 2020, which was presented by Assoc. Prof. Dr. Jira Kitisabkanchana and Dr. Wannakamon Panyarak, who has just received her Ph.D. from Kyushu University, Japan. She was under the direction of Prof. Dr. Yoshiura Kazunori and Assoc. Prof. Dr. Chikui Toru.

Dr. On-a-nong Silkosessak and Dr. Pornkawee Charoenlarp will present “Radiology in Everyday Practice” at the annual hybrid meeting of the Thai Dental Association on 17 December 2020.

Finally, we would like to congratulate Dr. Apirum Janhom, on her promotion as Associate Professor in Oral and Maxillofacial Radiology, Chiang Mai University.

Dr. Wichitsak Cholitgul

AAOMFR Regional Director, Thailand

Update knowledge series
ในยุค Covid 19

มาอัพเดทความรู้แบบออนไลน์ กับ ชมรมวิทยาการวินิจฉัยโรคช่องปาก แห่งประเทศไทยและชมรมรอยโรคช่องปากแห่งประเทศไทย

Stay at your workplace
บึ่งฟังถึงงานในที่ทำงาน แอปพลิเคชัน Zoom Webinar แล้วรอดฟัง

จัดทุกวันพุธภายใน 4 ครั้ง ในเดือนพฤศจิกายน สัปดาห์ละภายใน 30 ตุลาคม 2563 ราคาบัตรเพียง 500 บาท

ครั้งที่ 1 พุธที่ 4 พ.ย. 2563 13.00-16.00
มา update ความรู้เกี่ยวกับรอยโรคช่องปาก ระยะยาว 50000 ราย และผล จากวิทยาการวินิจฉัยโรคช่องปากในประเทศไทย
อ.ศุภพร อธิพัฒน์ ปรดิษฐ์พิชญ์ อ.ศุภพร อธิพัฒน์ ปรดิษฐ์พิชญ์ อ.ศุภพร อธิพัฒน์ ปรดิษฐ์พิชญ์
อ.ศุภพร อธิพัฒน์ ปรดิษฐ์พิชญ์ อ.ศุภพร อธิพัฒน์ ปรดิษฐ์พิชญ์

ครั้งที่ 2 พุธที่ 11 พ.ย. 2563 13.00-16.00
ว่าด้วยเรื่อง covid 19 สัปดาห์ละ covid 19 มา update เรื่อง covid 19
อ.ศุภพร อธิพัฒน์ ปรดิษฐ์พิชญ์ อ.ศุภพร อธิพัฒน์ ปรดิษฐ์พิชญ์

ครั้งที่ 3 พุธที่ 18 พ.ย. 2563 13.00-16.00
สนทนากับแพทย์ สอนเกี่ยวกับ

Fig. 1. Update Knowledge Series


 กำหนดการประชุมทันตกรรมประจำปี 2563 และการประชุมวิชาการ ครั้งที่ 111 (2/2563) ทันตแพทยสมาคมแห่งประเทศไทย โถงพระบรมราชูปถัมภ์ วันพุธ พุธที่สิบสี่ สัปดาห์ที่ 10 - 17 - 18 ธันวาคม 2563 <i>ณ อาคารอเนกประสงค์ ชั้น 27 โรงแรมรัตนโกสินทร์ ถนนพหลโยธิน กรุงเทพมหานคร 10310</i>		
วันพุธที่ 16 ธันวาคม 2563		
08.45 - 09.00 ลงทะเบียน	พิธีเปิดการประชุม โดย นายสมเกียรติ พงษ์บุปผา ศ.ดร.ดร. เฉลิมเกียรติ ศักดิ์เกษม	พ.ศ. ชวรัตน์ ชาญวีรกูล
09.00 - 12.00	All things Dental Implant: ความสำเร็จของทันตกรรมฝัง Dental implant treatment planning and thinking process Single tooth implant Multiple teeth implant Implant treatment for edentulous patients Digital invasion in Implant dentistry	พ.ศ. ชวรัตน์ ชาญวีรกูล พญ. สุชาดา วิเศษกิจวิเศษ ศ.ดร.ดร. ไชยวัฒน์ สุวรรณฉวี อ.ดร.ดร. พิเศษภัทร ไชยวัฒน์ อ.ดร. ปกรณ์ นามะปัดฉิม
12.00 - 13.30 ลงทะเบียน	อ.ดร.ดร. นงนภพร ธีระพวง All things Dental Implant: ความสำเร็จของทันตกรรมฝัง Soft tissue related dental implant treatment and how to harvest soft tissue graft Bone augmentation in implant dentistry, Sawage technique 4.3, Vertical ridge augmentation Implant occlusion, simplified version Implant maintenance and Implant complications	พ.ศ. ชวรัตน์ ชาญวีรกูล พญ. สุชาดา วิเศษกิจวิเศษ ศ.ดร.ดร. ไชยวัฒน์ สุวรรณฉวี อ.ดร.ดร. พิเศษภัทร ไชยวัฒน์ อ.ดร. ปกรณ์ นามะปัดฉิม
วันพฤหัสบดีที่ 17 ธันวาคม 2563		
09.00 - 10.30 ลงทะเบียน	อ.ดร.ดร. สรวิณี ศรีบุญ Radiology in everyday practices	อ.ดร. อรรถพงศ์ สนิมศักดิ์ อ.ดร.ดร. นงนภพร ธีระพวง ศ.ดร. ดร. เฉลิมเกียรติ ศักดิ์เกษม
10.30 - 12.00	Problems ที่พบบ่อยในทันตกรรมฝัง	อ.ดร.ดร. พิเศษภัทร ไชยวัฒน์
12.00 - 13.30 ลงทะเบียน	อ.ดร.ดร. ธีระวัฒน์ สุมาต Updates in dental bonding	ศ.ดร.ดร. พล ธีระพวง อ.ดร.ดร. ไชยวัฒน์ สุวรรณฉวี อ.ดร.ดร. พิเศษภัทร ไชยวัฒน์
13.30 - 14.30	Updates in vital pulp therapy	
14.30 - 15.30	เรื่องสั้น ๆ ที่น่าสนใจ	
15.30 - 16.30		
วันศุกร์ที่ 18 ธันวาคม 2563		
09.00 - 10.30 ลงทะเบียน	อ.ดร.ดร. ชุตานันต์ สันติ Management of TMD	อ.ดร. ชุติน ฐาน อ.ดร.ดร. ชุติน ฐาน อ.ดร.ดร. นงนภพร ธีระพวง อ.ดร.ดร. นงนภพร ธีระพวง อ.ดร.ดร. นงนภพร ธีระพวง
10.30 - 12.00	All things Trauma	
12.00 - 13.00	สัมมนา	
13.00 - 14.00	การประชุมทันตกรรมประจำปี 2563 ของทันตแพทยสมาคมแห่งประเทศไทย และการประชุมทันตกรรมฝัง	
14.00 - 15.00 ลงทะเบียน	อ.ดร.ดร. อภิรุณ จันทน์ Remineralizing agent for GP	อ.ดร.ดร. เฉลิมเกียรติ ศักดิ์เกษม อ.ดร.ดร. นงนภพร ธีระพวง อ.ดร.ดร. นงนภพร ธีระพวง
15.00 - 16.30	การประชุมวิชาการ	
17.5 CE credits		

Fig. 2. Update Knowledge Series 2.

Fig. 3. Dr Apirum Janhom promotion.



คณะทันตแพทยศาสตร์ มหาวิทยาลัยเชียงใหม่
ขอแสดงความยินดีกับ

รศ.ทพญ.ดร.อภิรุณ จันทน์
อาจารย์ประจำภาควิชาชีววิทยาช่องปากและวิทยาการวินิจฉัยโรคช่องปาก

ได้รับแต่งตั้งให้ดำรงตำแหน่งรองศาสตราจารย์
ในสาขาวิชาทันตกรรมฝัง
ตั้งแต่วันที่ 29 ตุลาคม 2561 เป็นต้นไป

Updates from India

The 31st National Conference of the Indian Academy of Oral Medicine and Radiology was held in the holy city of Amritsar, Punjab. Dr Sunali Khanna, Associate Professor, Nair Hospital Dental College was elected as Vice President of the Indian Academy of Oral Medicine and Radiology.

Dr Khanna also delivered the following:

- Keynote Address at Panel discussion on Smart City Development for the Elderly, organised by Nehru Science Center, Ministry of Culture, Government of India for the United Nations International Day for Older Persons, 30 Sept 2020
- Interview for a documentary film on COVID-19 by the Films Division of India, Ministry of Information & Broadcasting, Government of India
- Keynote address on Dynamic Thinking: The key to success, at Global Rotary Meet Rajasthan, 26 April 2020
- Keynote address at Mumbai Express organised by Federation of Indian Chamber of Commerce and Industry on 9 July 2020
- Keynote address at Pandemics: Do they change How We Address Aging? By the Clinical Nutrition Excellence Academy, 30 Sept 2020
- Distinguished Panellist at Panel discussion UNLOCK 3: Environmental & Public Health Challenges organised by Council of Scientific & Industrial Research-National Environmental Engineering Research Institute on 24 July 2020
- Keynote address on Research Proposal Writing at workshop organised by Teerthankar Mahavir Dental College, Moradabad, U.P.
- Distinguished panellist at Medical Care in the Post COVID world organised by the Vidarbha Chest Organization, on 21 May 2020
- Keynote Speaker at Indian Dental Association, Lockdown- Motivate, Manage and Master on 28 June 2020, Mumbai
- Distinguished Panellist at Living with COVID & beyond: Challenges & Opportunities, Nehru Science Center, Ministry of Culture, Govt. of India, 30 June 2020

- Keynote Address at Himachal Pradesh Dental College & Hospital and Indian Dental Association Workshop, 27 Feb 2020 at Shimla
- Conducted Continuing Dental Education at Himachal Pradesh Dental College & Hospital, Shimla as keynote speaker, 27 Feb 2020
- Guest Speaker at 31st National Conference of Indian Academy of Oral Medicine & Radiology, Amritsar in November 2019

PROGRAM

Timing	Program Schedule
3:30 pm -3:45 pm	Inauguration
3:45 pm-4:05 pm	Webinar lecture-1
4:05 pm-4:25 pm	Webinar lecture-2
4:25 pm-4:30pm	Closing remarks

Google meet link

<https://meet.google.com/ita-ndcx-xtr>

Guest speakers

Dr Sunali Khanna
Associate Professor
Dept of Oral Medicine and Radiology
Nair Hospital Dental College,
Mumbai
Title: "Life and Radiological Discoveries of Madam Curie-Role Model".



Dr Manisha Laxhanpal
Professor and Head
Dept. of Oral Medicine and Radiology
ITS Dental college
Greater Noida
Title: "CBCT – A necessity, not an option".



Oral Medicine and Radiology,

Faculty of Dentistry, Jamia Millia Islamia

Date: 06/11/2020

Time: 3:30pm-4:30pm

<https://meet.google.com/ita-ndcx-xtr>



ORAL MEDICINE
&
RADIOLOGY,
FACULTY OF DENTISTRY,
JAMIA MILLIA ISLAMIA

DENTIMAGE

Webinar to celebrate
International Radiology
Day

Date: 06/11/2020
Time: 3:30pm-4:30pm

PATRON IN CHIEF
Professor Najma Akhtar
(Chief Guest)
Vice Chancellor
Jamia Millia Islamia



PATRON
Professor Sanjay Singh
Dean
Faculty of Dentistry, JMI



ORGANISING CHAIRPERSON
Professor Mandeep Kaur
Incharge, Oral Medicine and
Radiology
Faculty of Dentistry



Organising Secretary
Prof. Vinod Kumar

Jl. Organising secretary
Prof. Shamimul Hasan

Co-ordinator
Dr. Shubaz Manzoor
Radiology Technicians:
Mr. Shamsud Hussain
Mr. Shamsim Ahmad
Mrs. Rubina Khan



Report from Europe

Dear colleagues and friends,

It is now autumn 2020. In April 2020, when the last report from Europe was written, we had just decided to cancel the 17th European Congress of Dentomaxillofacial Radiology (ECDMFR) in Jerusalem which was to be held in June 2020. At that time, none of us could have imagined that the pandemic situation would be as unpredictable as it has turned out to be. At this point, no onsite congresses are taking place in the world, most events are organised online or planned to be hybrid. We are all meeting and lecturing, using different software for online meetings, and gaining a lot of experience in new communication technologies, but also longing for old fashion lecturing and networking.

The current situation in Europe differs a lot from country to country. At dental schools, some are more or less locked down, while others only have to adapt to minor restrictions. The COVID-19 spread differs between countries and counties.

In Umeå, in the northern part of Sweden where Eva Levring Jäghagen works, the spread is lower than average. The dental school is open for seminars and clinical training, for staff, students and patients, as long as protection with face masks, visors and plastic aprons are used. The constant use of disinfectant solutions has become part of everyday life, all lectures and most meetings are conducted via different software for online meetings. The inhabitants in the county are keeping distance and the COVID-19 situation is under control. We recently held a hybrid dissertation in oral and maxillofacial radiology at the department of Odontology. Nils Gustafsson defended his thesis, the opponent was IADMFR's Secretary General, Reinhilde Jacobs, who attended onsite, while one of the board members, Rubens Spin-Neto from Aarhus, Denmark, attended via Zoom.



In Lublin, Poland, where Ingrid Różyło-Kalinowska works, until last month the COVID-19 spread was low and the country was not much affected. However, the situation has changed very fast in just a few weeks, with record breaking numbers of cases day by day due to exponential rise in new cases. Right now, only 5th year students (the last year of dental studies) continue with hybrid education and are allowed to enter clinics. All other students transitioned to distance learning recently. However, with the pandemic situation all scenarios are possible, including the worst ones, and Ingrid is actively taking part in preparing for all these scenarios serving now as vice-Dean of the Faculty of Dentistry in the Medical University of Lublin. Against all odds, the Local Organising Committee for the 18th ECDMFR with Ingrid as the Chair, has already started preparing for the congress scheduled for June 2022 in Lublin. Let us hope that in about 2 years it will be possible to run a regular or hybrid meeting, to resume personal contacts between our colleagues.

We know that Professor Soon-Chul Choi, president of IADMFR, and his team in South Korea are all working hard, preparing for the coming ICDMFR. We are grateful for your efforts and we are looking forward to the congress, and really hope to be able to visit South Korea in April 2021. If that is not possible, we will of course attend and represent Europe online.

Many thanks to IADMFR's Secretary General, Reinhilde Jacobs, for her dedication and support to the South Korean team when organising the coming ICDMFR, despite all the issues caused by COVID-19. Also, many thanks to IADMFR's board and Bernadetta Della Croce at AIM, who are also deeply involved in the preparations.

In times where we are not able to meet, at least we can still take part in interesting research in our journal, DMFR. We wish to send our sincere gratitude to the former Editor-in-Chief Ralf Schulze for his successful work for the journal throughout the years. We also wish Michael Bornstein the best of luck with his new commitment in the same role. Michael will find excellent support in Sophia Anderton, representing the BIR.

In February 2021 there will be no EADMFR junior meeting. The EADMFR's board had a hard time making this decision but came to the conclusion that we cannot gather people from all over the world at the moment. For all the juniors who were looking forward to attending the coming junior meeting we can only recommend they look through the nice presentations from the previous meetings, and hope that an effective vaccine will open the world again.

For a glimpse of previous junior meetings watch:

Umeå, 2014: <https://www.youtube.com/watch?v=4LESRh1HJPo>

Freiburg, 2015: https://www.youtube.com/watch?v=N8TQBlyu0_Q

Lublin, 2016: <https://www.youtube.com/watch?v=ASejZV/k0KEU>

Porto, 2017: https://www.youtube.com/watch?v=96_GfKDb3s

Istanbul, 2019: https://www.youtube.com/watch?v=ZN4k_VpkHuE

Amsterdam, 2020: <https://www.youtube.com/watch?v=oqfPL4FN1DI>

We hope that you are all safe and healthy. Take care and stay safe.

Best wishes from the regional directors in Europe,

Eva Levring Jäghagen, Umeå University, Sweden

Ingrid Różyło-Kalinowska, Medical University of Lublin, Poland

20



Figure 1. A COVID-19 adapted, hybrid dissertation in Oral and Maxillofacial Radiology at Umeå university. Nils Gustafsson (left) is defending his thesis, Reinhilde Jacobs (right), KU-university, Leuven is opponent onsite and Rubens Spin-Neto, Aarhus University (to the right on the screen) is part of the examining committee via Zoom.

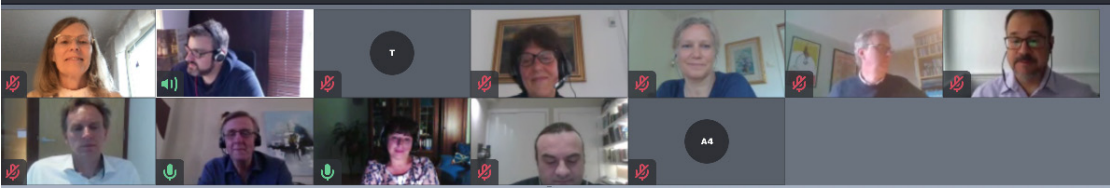


Figure 2. An almost “full” lecture room in the shadow of COVID-19. In Sweden the restriction is maximum 50 people in one room with social distance of at least 1.5 metres.



Figure 3. Despite the corona pandemic situation, the sky is still blue. Reinhilde Jacobs and Eva Levring Jäghagen, 16 October, 2020.

Figure 4. This is how we find ourselves in COVID-19 times, using different software for online meetings. Here is the executive committee of the European Academy of Dentomaxillofacial Radiology (Present on video: Eva Levring Jäghagen, Dennis Rottke, Ann Wenzel, Linda Arvidsson, Nick Drage, Rubens Spin-Neto, Erwin Berkhout, Jan Ahlqvist, Ingrid Rózyło-Kalinowska and Kaan Orhan)



Dear colleagues,

Even though the coronavirus pandemic has severely hit our region, we have adapted to this new normal. In different Latin American countries, several new initiatives have arisen, while others migrated to an online modality.

The Latin American Association of Dentomaxillofacial Radiology and Imaging (ALARID), chaired by Dr. Margarita Soon (Mexico), has continuously promoted webinars since April 2020 on updated topics in Dentomaxillofacial Radiology, with the participation of specialists from Latin American countries such as Peru, Chile, Mexico, Colombia, Brazil and Venezuela. We have even had the participation of specialists from the USA, Poland and India. The topics that have been exposed include aspects related to diagnostic imaging applied to different specialties, as well as aspects related to technological development in our specialty. These webinars have been held free of charge for all interested parties and have been promoted on our social networks and through the different communication channels that ALARID has.

Venezuela:

The meeting “Contemporary View of Dentomaxillofacial Imaging” took place in July, with the participation of eight outstanding speakers from six different Latin American countries, who discussed different topics relevant to our specialty. Among these topics are: imaging evaluation of the maxillary sinuses, oral pathology, radiation protection, CBCT in endodontics, research in oral radiology and the evaluation of the cranial-cervical-mandibular system. Two conferences a week for the entire month were performed, with over 300 attendees in each conference from Iberic-America. Alongside the conferences, electronic posters were shown, which are still available on the website of the Venezuelan Association of Dentomaxillofacial Radiology and Imaging (SVRID) (<http://svrid.org.ve>). National and international scholars and students, from universities, public and private health centres participated. An international jury evaluated the posters, and the three best posters were awarded.

Report from Latin America

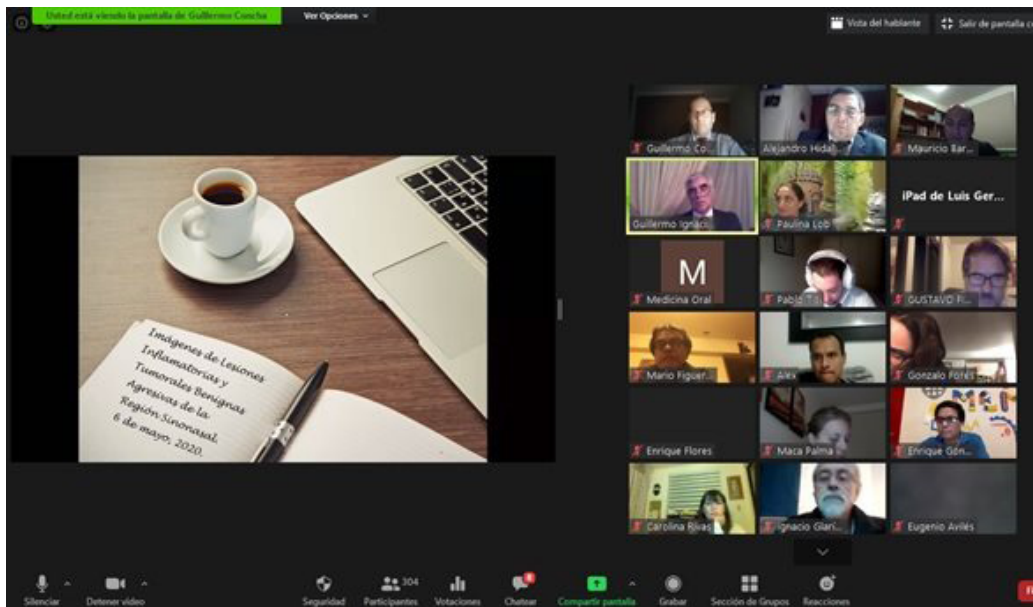




The eight speakers from six different Latin American countries, at the Venezuelan meeting.

Chile:

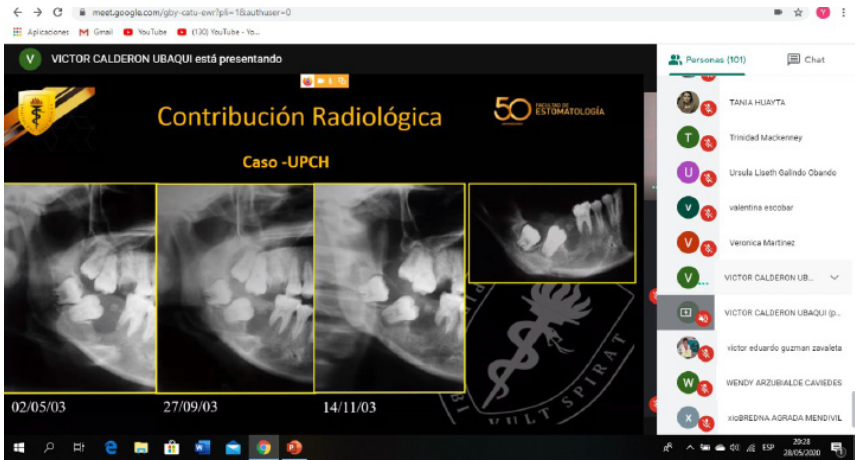
The Chilean Society of Oral and Maxillofacial Radiology usually holds monthly on-site scientific meetings in Santiago. This year, due to the pandemic, these meetings have not been cancelled, but carried out online, with presentations from outstanding Chilean colleagues. Because of this, now these meetings have become an assembly point for radiologists from the whole of Latin America, with over 100 attendees in each meeting.



Over 300 attendees gathered at the first meeting of this year, with the Conference of Prof. Guillermo Concha (Universidad de los Andes, Chile).

Peru:

A group of oral radiologists, many of them scholars from different Peruvian Universities, organised themselves and created a series of scientific meetings, once or twice a month, from May 2020 onwards. Prestigious radiologists from Peru have presented online. These meetings are free and open to everyone. These meeting are announced on the Facebook fan page “Radiología Bucomaxilofacial- Perú”.



Screenshot of the conference given by Prof. Victor Calderón
(Universidad Peruana Cayetano Heredia, Lima, Perú)

Brazil

From Brazil, the online version of the e-CBCTeam took place on 16–17 October, 2020. The CBCTeam is a project started in 2016 that focused on the dissemination of knowledge on cone beam CT. The initiative aims to qualify DMFR professionals to perform imaging interpretation and write systematic reports. The scientific committee, composed by professors Fernando Westphalen, Sergio Miguens and Vania Fontanella, has designed a program including online lectures by 12 speakers from several countries of Latin America, USA and Portugal. The event was streamed to the registered attendees in Argentina, Brazil, Chile, Costa Rica, Portugal, Mexico, Uruguay and Venezuela.

The state-of-the-art use of CBCT for scientific experiments was also highlighted in the annual meeting of the Brazilian division of IADR (SBPqO). The research titled “Subjective and objective analysis of ballistic gelatine as a promising new soft tissue simulator material for CBCT images” presented by the PhD candidate Rocharles Fontanelle and co-authors (FOP – University of Campinas) received an honourable mention. The optimisation strategies were also in the spotlight; the research presented by the PhD candidate Luciano Cano (FOP – University of Campinas) titled “Evaluation of diagnostic performance on digital panoramic radiographs obtained under low radiation dose protocols” has received the highest award in the DMFR area.

Let's keep taking care of ourselves.

Regards from the Latin American Directors,

Anne Oenning, Brazil

Alejandro Hidalgo, Chile

Enrique Sierra, México

Greetings from Saudi Arabia and the Middle East.

Dear Colleagues,

During the past few months and since our last issue of the IADMFR newsletter, the IADMFR extraordinary board meeting was held virtually on 9 June, 2020 and was attended by representatives from the different IADMFR regions including our region.

In regard to the Dentomaxillofacial radiology (DMFR) Continuing Professional Development (CPD) and collaborative work, the Oral and Maxillofacial Radiology (OMFR) Division of King Saud University (KSU), Riyadh continued organising monthly public webinars for continuing education in OMFR with topics serving the interest of DMFR community and related specialties. Topics included Radiation Hazards and Protection in Dentistry, CBCT Incidental Findings of the Cervical Spine and Clivus, Artificial Intelligence (AI) in OMFR, Usefulness of CBCT in differentiating cysts from solid tumors, Imaging Considerations in Computer Aided Implantology, and an interdisciplinary clinicopathological conference. The webinars were well-attended nationally and internationally. More monthly webinars are underway (<https://www.facebook.com/groups/1378101865913746>).

The Saudi Orthodontic Society (SOS) invited an international speaker for an interdisciplinary webinar titled "The Radiographic Diagnosis of TMJ and Mandibular Asymmetry" and it was held on 19 April, 2020. Also, the Saudi Board in Pediatric Dentistry invited another international speaker for a webinar titled "Pediatric Oral Radiology: From Radiation Safety to Lesions and CBCT" during its 3rd Resident Day on 12 June, 2020.

Other courses continued to be delivered including crash courses for post-graduate dental specialty programs, and other scientific meetings and collaborations. Our members continue to actively participate and support our specialty and organisation.

Report from the Middle East





Extraordinary board meeting, held virtually on 9 June, 2020 and attended by representatives from the different IADMFR regions

Finally, we would like to remind our members to register for the 23rd International Hybrid Congress of Dentomaxillofacial Radiology (ICDMFR) in Gwangju, South Korea (28 April–1 May, 2021). As an active IADMFR member, you benefit from a 100 USD reduction from the full registration fee. If you are not registered yet, you can do so by visiting the congress website: <https://www.icdmfr.org>

Sincerely,

Dr. Emad A. Khan

IADMFR Middle East Regional Director

ICDMFR logo and details below



**2021
ICDMFR**

The 23rd International
Congress of
DentoMaxilloFacial
Radiology

April 28–May 01, 2021
Gwangju, South Korea

  <http://icdmfr.org>

Report from North America



Greetings from North America!

We hope that all of our friends around the world are healthy, safe and well.

Most of us have been living a professional life balanced around a blend of remote access and “in school/office” work, just like all of us the world over. We in North America have just completed our first completely virtual AAOMR Annual Session. Everyone agrees that the meeting was a stirring success although we certainly do look forward to next year’s in-person meeting in Atlanta, GA.

This year’s meeting began with a detailed review of head and neck imaging with image interpretation of MRI’s and MDCT led by Dr. Ali Sepahdari. Other topics included Artificial Intelligence presented by a panel of presenters, Radiographic Pathology in the Pediatric Patient presented by Prof. Juan Ypes and Visualization of CBCT’s using Volumetric Rendering Techniques by Prof. Bill Scarfe. Prof. Alan Lurie provided an in-depth review of the recently provided NCRP Report #177.

Other lectures included a research discussion presented by Prof. Ernie Lam, as well as an interactive image review and a series of lectures on ultrasound technology. The presentations on the last day included a review of our poster presentations as well as lectures on CBCT Motion Artifacts by Prof. Rubens Spin-Neto and Incidental Findings in the Cervical Spine and Clivus seen on CBCT by Prof. Noura Alsufyani. These presentations were very well received by the meeting participants.

Outgoing President Dr. Mansur Ahmad handed the proverbial gavel over to Dr. Dan Colosi during the annual business meeting. We would like to thank Drs. Ahmad and Colosi for ensuring that the upcoming 23rd IADMFRC Congress was featured in the President’s remarks! And, we are pleased to welcome Dr. Anita Gohel as our new President-Elect.

We are also happy to announce that Dr. Paul Russell is our new Treasurer. Congratulations to our new incoming officers and thank you to Dr. Ahmad and our outgoing officers and councilors for making sure our 2020 virtual meeting was such a success!

I know we all look forward to when we are able to freely travel once again. We especially look forward to seeing all of you in Gwangju, South Korea in April, 2021 for the 23rd Congress of the IADMFR either in person or virtually! Take care, be safe and stay well!

Respectfully submitted,

Jeffery B. Price

IADMFR North American Director

Report from North America



Greetings from Canada! Salutations du Canada!

Hoping this finds you all well! COVID-19 has been front and centre in our lives and practice. Six months ago I approached ORADLIST enquiring how the international community of oral and maxillofacial radiologists have been able to address the limitations imposed on intra-oral radiography by the COVID-19 pandemic. Prompt response from the USA (multiple colleagues), Saudi Arabia (Emad Khan), UK (Keith Horner), Australia (Johan Aps), South Korea (Soon-Chul Choi) and Sweden (Leif Kullman) revealed that various strategies were being applied. The American Academy of Oral and Maxillofacial Radiologists (AAOMR) under the leadership of its President (Mansur Ahmed) and President-Elect (Dan Colosi) set up a task force to write guidelines. These were written in the first

instance for the AAOMR's membership. The task force membership was Mansur Ahmed, Dan Colosi, David MacDonald, Mel. Mupparapu, Vandana Kumar and Werner Shintaku. We are also grateful to the following officers of the AAOMR for their insightful comments which improved the report; they are Bill Scarfe, Rujuta Katkar, Aruna Ramesh and Martina Parrone.

The Canadian Academy of Oral and Maxillofacial Radiologists (CAOMR) held its first virtual annual business meeting and scientific session this fall (26 September), and had record member attendance with participants across Canada, as well as from the USA, Saudi Arabia, and Kuwait. While we all appreciate the value of face-to-face contact with our colleagues, this virtual forum gave the group an opportunity to reconnect with members who are often geographically isolated from attending the annual session. My gratitude to Trish Lukat, Secretary, CAOMR, for the above.

Stay well and stay safe!

Dr David MacDonald

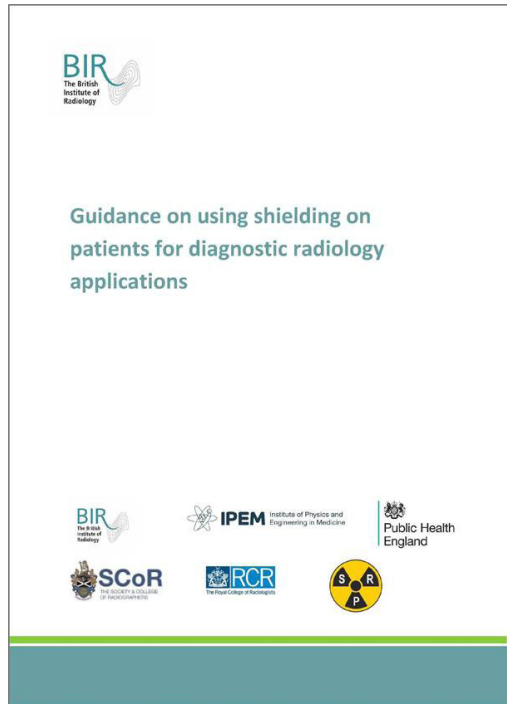
IADMFR North American Director

New guidance: patient shielding should not normally be used for dental radiography

A working party comprising representatives from various UK radiological professional bodies has issued new guidance that in most cases patient shielding is not necessary. It suggests that contact shielding can adversely interfere with the imaging (leading to a repeat test) and, if misplaced or allowed to move during an examination, can lead to increased patient radiation exposure, rather than the reverse. The findings suggest that contact shielding provides minimal or no benefit. Among other things the use of patient contact shielding is not recommended for dental radiography for the majority of imaging situations.

It has been a common practice for around 70 years to place radiation protective material directly on the surface of a patient during radiodiagnostic procedures to help reduce the dose to critical organs, so this guidance represents a significant change.

Guidance on using shielding on patients for diagnostic radiology applications was issued by a working party comprising representatives of the British Institute of Radiology (BIR), Institute of Physics and Engineering in Medicine (IPEM), Public Health England (PHE), Royal College of Radiologists (RCR), Society and College of Radiographers (SCoR) and the Society for Radiological Protection (SRP). It can be found at <https://www.bir.org.uk/patientshielding>



Forthcoming
Meetings

28 April-1 May 2021

**The 23rd International Congress
of Dento-MaxilloFacial
Radiology (ICDMFR)**

Location: Gwangju, Republic of Korea

If you would like to contribute any news, book reviews or articles to the IADMFR newsletter then please e-mail *publications@bir.org.uk* with an outline of your proposal.

Advertising

Advertising opportunities are available in the IADMFR newsletter and the *DMFR* journal and website. Please contact *advertising@bir.org.uk* for more information.