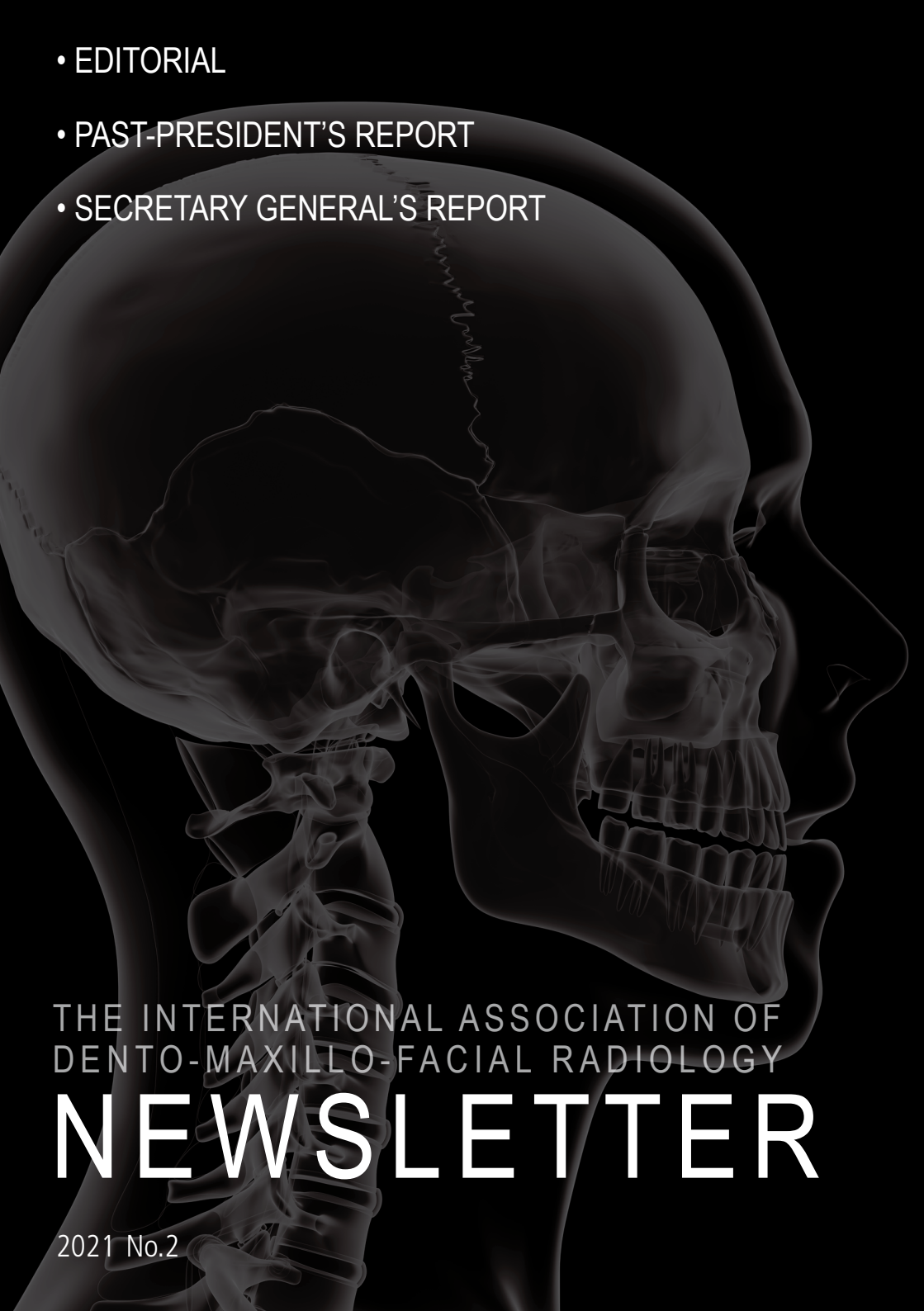


- 
- EDITORIAL
 - PAST-PRESIDENT'S REPORT
 - SECRETARY GENERAL'S REPORT

THE INTERNATIONAL ASSOCIATION OF
DENTO-MAXILLO-FACIAL RADIOLOGY

NEWSLETTER

2021 No.2



DMFR
DentoMaxilloFacial Radiology

A Journal of Head & Neck Imaging

Submit to **DMFR**

**Publishing the very best research in
dental, oral and maxillofacial radiology**

- Average submission to first decision: 3 weeks
- Constructive peer-review
- 2020 Impact Factor = 2.419
- Eminent, international Editorial Board
- Average acceptance to online: 2 weeks
- Open access option
- Indexed on PubMed, ISI, Scopus and Embase

www.editorialmanager.com/dmfr

2	Editorial
4	Report from the Past-President
7	Report from the Secretary General
10	Report from the Journal Editor
12	Report from Asia
23	Report from Europe
25	Report from Latin America
28	Report from the Middle East
29	Report from North America
32	Report from Australia
34	Report from BIR team
35	Forthcoming Meetings

Editorial



Dear IADMFR members,

Welcome to your second 2021 newsletter. I have taken the helm and am glad to say that the editorial is back!

Wherever you are in the world with the exception of the north and south poles, we have all been either in a lockdown, or emerging from it, having all been impacted in some way by the COVID pandemic. It is the first pandemic experience in our lifetime. As of early November 2021, 250 million people have had COVID, with over 5 million deaths worldwide. In the UK, there has been a huge drive to get our population vaccinated since December 2020. It would be a great game changer to see the uptake of the vaccine around the world, especially in Africa, Asia and South America. By vaccinating the whole world, we hope we can get back to some kind of normality or the “new normal”.

Most of us have seen our teaching world turned upside down. We are now seeing dental undergraduates returning to campuses and clinics, once fully vaccinated. As this newsletter goes out, some parts of the world however are going back into partial lockdown as COVID cases rise. We are likely to live in this scenario of constant change for a few years to come.

Not only do we have to live with COVID, but the recent COP26 meeting in Glasgow has opened our eyes to climate change and what we are doing to our planet. It is said that global warming could be more deadly than the pandemic, due to various types of environmental destruction it can cause. We are hurting our planet and we must heal this before it is too late. We are so reliant on single-use plastic in every part of our lives from supermarket bags to medical usage such as saline bottles, eye shields, plastic aprons, oxygen masks, X-ray plate wrappers and gloves to name a few. What can we do to help mother earth? Going digital with our radiographs has reduced our usage of chemicals that would eventually end up in our oceans; the plastic containers that are used to hold the processing chemicals therefore no longer end up in landfills. We need to push our medical manufacturers to go green and increase recycling of plastics and package wrappers where possible. It is important for us all to reduce our carbon footprints substantially to save our planet for the next generations to come.

As you know, our last ICDMFR meeting was held in Gwanju, Korea, hosted fantastically well by Prof Choi and his team. Thanks to this newsletter we can relive the moments from Gwanju. It was the first congress where most of us were not able to travel to the venue and so it was held virtually for an international audience. It came as a huge disappointment to a lot of us, as I am sure we were all looking forward to visiting Korea, sampling the food and culture and participating in the congress, to rekindle our friendships and networking.

During this year we all have lost family and friends. A close colleague and a great friend to IADMFR, is Laetitia Brocklebank who was our treasurer for many years. She was recently remembered by the Royal College of Physicians and Surgeons of Glasgow in their TC White Conference on 19 November 2021: "Where can dental radiology take us?". The theme was chosen in honour of Laetitia Brocklebank, "who was a beacon of the dental radiology community and an inspiration to many".

New to our programme this year, IADMFR has partnered with the BIR to deliver an educational webinar programme. We have already had four marvellous speakers from countries around the world, talking on various topics in relation to radiology and technology. Previously, either time, financial factors, or both prevented us attending conferences. Now, the pandemic has given us a chance to attend conferences remotely, from anywhere around the world. Though it is not the same as being there in person, the silver lining is this is probably cutting our carbon footprints!

My congratulations to Michael Bornstein and to all *DMFR* authors and editors, as we have increased our profile and our impact factor!

A big thank you to everyone who has contributed to this newsletter and to the marvellous BIR team, especially Sarah Jordan who has been brilliant at helping us to get this newsletter published. We could not have done it without you!

Looking forward to meeting you all again at various conferences around the world. Stay safe, be good to mother earth, to yourselves, families, friends and colleagues.

Rose Ngu

President-elect, IADMFR

Report from the Past- President



Dear IADMFR members and colleagues,

Finally, there is a possibility that we can return to our daily normal lives.

I hope you and your family are all healthy.

The 23rd International Congress of Dentomaxillofacial Radiology (ICDMFR) and the 53rd Annual Session of the Korean Academy of Oral and Maxillofacial Radiology (KAOMR) have been successfully held in Kimdaejung Convention Center, Gwangju, South Korea under the theme of “Reading and Leading Dentistry” from 28 April–1 May, 2021.

Because of the COVID-19 crisis, for the first time in the history of the ICDMFR, this congress was held in a hybrid format.

Korean participants attended the ICDMFR 2021 in person on-site (Kimdaejung Convention Center in Gwangju) while the overseas participants joined the meeting online and participated in real-time discussions. Thankfully, Dr. Miles from the USA was able to participate in the Kimdaejung Convention Center and gave a special lecture.

489 participants (195 domestic and 294 overseas) from 45 countries exchanged their experience, knowledge, and friendship using the current communication technology available. I would like to express my heartfelt gratitude to everyone who joined this Congress despite these difficult times. I would also like to thank the IADMFR officers and regional directors and the leaders of each regional society for helping many colleagues to attend. Also, I would like to thank the sponsors and exhibitors who supported the ICDMFR 2021. 17 representative domestic and foreign companies including Ray, Health Hub and Vatech supported the Congress, and showcased the excellence of their technology and equipment through virtual and in-person booths.

ICDMFR 2021 consisted of four keynote lectures, two special lectures and 21 invited lectures with state-of-the-art talks by distinguished speakers, in a highly interactive online environment featuring video-streaming presentations as well as live Q&A and on-demand sessions.

72 oral presentations and 142 e-Poster presentations were displayed via a virtual website which also allows interaction between presenters and participants.

I am deeply grateful to all of the speakers, presenters and chairpersons. They contributed by making videos. Some had to present or chair very late-night or early-morning due to the time difference. And congratulations to those who won the IADMFR research award and e-poster presentation award for their excellent research achievements and presentations. The e-poster presentation award was held for the first time at this Congress. Out of 70 posters, we had 8 winners.

The COVID-19 pandemic cannot block our friendship and connections. The crisis reaffirmed that everyone in the world is connected. More than ever, this is the time to think about what we can do together. ICDMFR 2021 was a strong example. This Congress was an achievement made by many friends and colleagues from all over the world. However, it was very disappointing for us that we could not welcome all our overseas friends and colleagues with our best hospitality, and that we could not show you our beautiful spring scenery and the culture of Korea. I would like to express my sincere gratitude to those who have worked hard to make this Congress a successful and wonderful one. As you know, hybrid means double work for those who prepare the Congress.

First of all, I would like to thank Prof. SamSun Lee, the Chair of the organising committee, all members of the organising committee, Prof. Min-Suk Heo, the President of the Korean Academy of Oral and Maxillofacial Radiology, and Ki-moon Ban, former UN Secretary-General, who delivered congratulatory remarks at the Opening Ceremony. Also I'd like to thank PCO (Convenor) members, AV system team members, and all other staff members. I believe that the 23rd ICDMFR showed the capabilities and passion of IADMFR by successfully holding the first online-offline hybrid Congress. I look forward to extending this competency and passion into the 25th ICDMFR to be held in London in 2025.

Once again, I'd like to express my deepest gratitude to everyone who participated and helped.

Soon-Chul Choi

Immediate Past-President, IADMFR




Fig. 1. Former UN Secretary-General Ki-moon Ban giving congratulatory remarks



Fig. 2. Chairperson and speakers attending online and attendees in the Kimda



Fig. 3. Organising Committee members greeting at the Closing ceremony

Dear IADMFR members, dear friends and colleagues across the globe,

Time has flown since the start of the COVID pandemic. We are all happy to be back!

Meanwhile IADMFR has been moving on. In 2021, we kicked off organising free monthly webinars for our IADMFR members. We are grateful to Bernadetta Della Croce, our IADMFR Association Manager and Jeff Price, our IADMFR Director of Education for the precious support. Courses are now in the IADMFR member area of the website (www.iadmfr.one).

A great initiative also came from Claudia Noffke and Erich Raubenheimer, who established several unique online courses to share their expertise with you all. The IADMFR gratefully acknowledges Claudia and Erich for their invaluable contribution to IADMFR education.

Please have a look at their didactic material on our educational pages <https://iadmfr.one/education/iadmfr-courses.html>. We also launched the IADMFR education track and are grateful to all teachers, mentors and students involved. At the same time, IADMFR became partner of IAEA to allow organising joint webinars, elearning and online courses, open to all our members.

Special thanks to Jenia Vassileva and her team! Furthermore, we introduced the new IADMFR logo, to rejuvenate the coming IADMFR decades.

Considering the uncertain times, it was decided to replace the 2023 congress with a unique online IADMFR World Tour, with one final physical headquarters event (May– July 2023; <https://www.iadmfrworldtour.org/>). This event will be organised in close collaboration with our association partners BIR and Aim and will be open to e-abstracts from all members.

Report from the Secretary General



All accepted abstracts will be made available online via BIR in a DOI registered abstract booklet and all related lectures will remain available for 2 months via the BIR website.

The traditional IADMFR research award competition, as well as a “best clip competition” will be arranged. This unique concept will be the ideal kick off for a further digitalised IADMFR era, with plenty of time to meet both in person and virtually. If you are interested to be part of IADMFR, see <https://iadmfr.one/> and register as a member. Please don't hesitate to contact us at iadmfr@aimgroup.eu.

Looking forward meeting all of you through our activities online or onsite!

Reinhilde Jacobs

Secretary General, IADMFR

IADMFR WORLD TOUR



Dates & Modality

May to July 2023

5 May	Latin America	Online
12 May	North America	Online
26 May	Europe	Online
2 June	Middle East	Online
9 June	Africa	Online
16 June	Asia	Online
23 June	Australasia	Online

Headquarter event

6 July	Brussels	Onsite
7 July	Brussels	Onsite
8 July	Brussels	Onsite



iadmfrworldtour@aimgroup.eu



www.iadmfrworldtour.org

Report from the Journal Editor



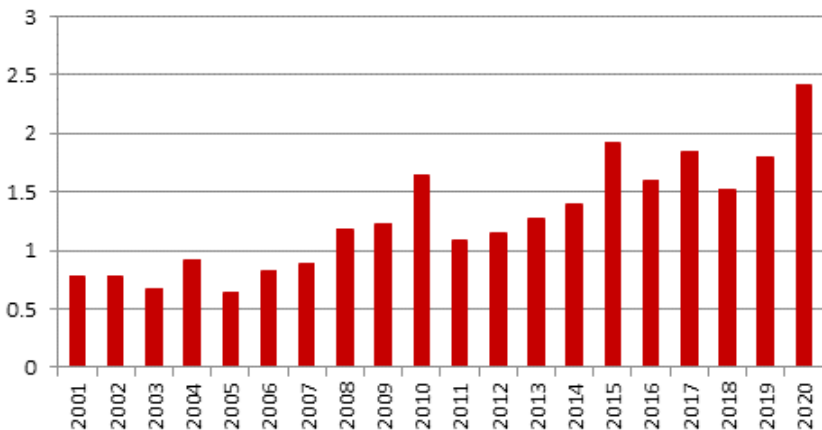
Second Editor's Report 2021

As already mentioned in my previous editor's report in the first newsletter of this year, 2021 is a year of celebration for our journal. It is the 50th volume of the journal since its first publication in 1972. We have been celebrating this occasion with a series of invited reviews from internationally renowned experts covering historical aspects of our journal as well as technological innovations in our field. We have created a dedicated page on the journals homepage for the article collection for ease of access. The link is: <https://www.birpublications.org/dmfr/dmfr50>.

As a pleasant surprise for this year of celebration, the impact factor of our journal has increased 35% to 2.419! This is the highest it's ever been and the first time over 2.

The journal is listed in 49th place (out of 91 journals) in the "Dentistry, Oral Surgery & Medicine" category of Web of Science.

DMFR Impact Factor trend



The Editorial Board of *DMFR* has seen some changes this year. Johan Aps has stepped down from his position as Associate Editor. I would like to thank him for all the support and hard work for the journal during his tenure. He has also facilitated my start last year as Editor of *DMFR*. I'd like to welcome Anne Oennig (Campinas, Brazil) as a new Associate Editor. I'm sure that with her expertise and energy, she will be a great asset for the journal and also the Editorial team. There have also been some changes in the international Editorial Board. Professors Okano, Taguchi, Tsiklakis, and Wenzel have stepped down from their positions. We welcomed Dr. Spin-Neto (Aarhus, Denmark), Prof. Schulze (Bern, Switzerland), and Dr. Yeung (Hong Kong, SAR, China) as members of the international Editorial Board. The board is constantly evolving, and we're working to expand it further to represent the geographical and gender diversity of our society.

As a final note, *DMFR* is able to offer pre-funded open access to authors based at participating institutions in the following countries: Austria, Finland, Germany, Hungary, Ireland, Italy, Netherlands, Norway, Spain, Sweden, Switzerland, UK and from January 2022 Australia and New Zealand. Authors affiliated with those specific institutions can publish their work open access at no cost to the authors themselves. Already to date, 14 *DMFR* articles and author groups have benefited from this so far. Please check out the following link to the website for more details regarding eligibility: <https://www.birpublications.org/page/pre-funded-oa/dmfr>.

With my best regards,

Michael Bornstein

Editor-in-Chief, *DMFR*

Report from Asia



Greetings from Japan,

How are you doing, fellow IADMFR member? Japan was hit by the fifth wave of COVID-19 this summer, and the number of infected people per day exceeded 25,000. Fortunately, the Tokyo Olympics and Para-Olympics were successfully held without spectators. Currently, the number of infected people per day is about 200, and it is showing signs of decreasing. We continue to wear masks and wash hands.

The vaccination rate has reached 74% for the second jab for the entire population. We are currently preparing for the sixth wave. A third vaccination jab is planned for next year in Japan. However, I am worried that vaccines are not sufficiently widespread around the world.

All academic conferences of the Japanese Society of Oral and Maxillofacial Radiology have been amended to be held online. The 13th Asian Conference of Oral and Maxillofacial Radiology was scheduled to be held in Gifu in June 2020, but has been postponed to June 2022. The event will be held online and will be available to watch back on demand. We will start accepting applications soon.

Looking ahead to the post-corona world, there is a possibility that methods of holding academic conferences will change significantly in the future. However, I think it is very important to actually meet in the field and experience foreign cultures, so I hope that the pandemic will be brought under control as soon as possible.

I am looking forward to the world tour of ICDMFR in 2023 and the next congress in London.

Best regards to you and your family,

Yoshinori Arai

IADMFR Regional Director, Asia



Dear Colleagues and IADMFR members,

Toward the end of 2021, we are grateful that progress and activities in teaching and research between IAMDFR Asia members are gradually recovering and we are getting back to our usual routines. I would like to thank our colleagues in Asia for sharing their recent events and updates with us and also to everyone for the hard work during this year.

IAMDFR Asia would like to wish a pleasant end of 2021 and a joyful new year in 2022 to all IAMDFR members.

Greetings from Indonesia,

Despite the COVID-19 pandemic that still lingers, the Indonesian Association of Dentomaxillofacial Radiology (IKARGI) kept carrying out activities in oral and maxillofacial radiology through the online environment. We held some webinars in association with the Indonesian Dental Association, and some of our members were chosen to be the main speakers in these online seminars. The webinars covered the basic interpretation of 2D and 3D images, knowledge on radiograph examinations, and the latest research finding in the maxillofacial area. In addition, some hands-on exercise webinars were also held online. They were focused on the practical skills required for dentists to read CBCT images. Dr Novo Perwira Lubis, Dr Farina Pramanik, Dr Isti Rahayu Suryani, and Dr Lusi Epsilawati were the instructors of the online training for general dentists.

We also invited some well-known speakers in order to help us develop our understanding and knowledge. The radiology specialist program of Universitas Padjajaran invited Prof Dr. Zainul Ahmad Rojiun from Malaysia to talk about "Aesthetic in Craniofacial Imaging" and Prof. Jie Yang from the USA to talk about "CBCT Incidental Findings: What Dental Specialist Needs to Know".

Report from Asia



2nd Dies Forum
International Dental Scientific Conference & Expo 2021

HANDS ON
Sunday, October 10th 2021
13.00-16.00 WIB

SOLD OUT

Registration Fee
IDR 475.000

Hands On Kit
This hands on requires participants to provide their own stationary and print the radiograph (radiographs will be sent by the speakers via email).
Free Otto Leibinger Explorer Instrument.
DOORPRIZE: 2 Endo File Container

Information & Registration
<http://bit.ly/62nddiesforumfkgunpad>

diesforum2021

Lusi Epsilawati, drg., M.Kes., Sp.RKG (K)
&
Farina Pramanik, drg. M.M., Sp.RKG (K)

Early Detection of A Jaw Malignancy in Radiographs

Figure 1. Hands On Webinar held on 10 October, 2021

EXPERT TALK SERIES IAUSI International Academy for Ultrasonics Surgery and Implantology **eConference**

Dentistry 3.0 - Innovations in dental workflow for specialist and general dentist

Saturday | 24th April 2021

Bangkok, Jakarta & Hanoi - 9:00am onwards
Indian Standard Time - 7:30am onwards
Manila & Kuala Lumpur - 10:00am onwards

Session 1

Dr. H. M. Ernest G. Iskandar, Sp. AS (K), FICD, FICD (Indonesia)
Dr. Ardy Wito Purnomo, Sp. AS (K) (Indonesia)
Dr. M. Rony Pratomo Lalis, Sp. RKG (K) (Indonesia)
Dr. Marita Sutopo, Sp. AS (Indonesia)

Session 2

Dr. M. Rony Pratomo Lalis, Sp. RKG (K) (Indonesia)
Dr. M. Rony Pratomo Lalis, Sp. RKG (K) (Indonesia)
Dr. M. Rony Pratomo Lalis, Sp. RKG (K) (Indonesia)

Registration Fee for All Session: IDR 175.000,-

Link registration: <http://bit.ly/WebinarIAUSI-2021Registration>

Figure 2. Expert Talk Series held on 24 April, 2021

ANDINI reliable partner in healthcare

KAVO Dental Excellence

WEBINAR CBCT SKP PB PDSI

WHAT, HOW, WHERE, WHEN?

SPEAKER:

JULY, 10th 2021

WEBINAR 09.00-11.00
HANDS-ON 1 11.30-13.30
HANDS-ON 2 13.30-15.30

- drg. Isti Rahayu Suryani, M.Biotech., Sp. Rad OM (K) HANDS-ON 1: Basic Training CBCT for Dental Practitioners
- drg. MARIK GUIZOT, SpBM HANDS-ON 2: Why Do We Need CBCT for Implant Planning? A Perspective from Oral Surgeon

"HANDS-ON PARTICIPANTS MUST JOIN THE WEBINAR"

FREE Webinar Registration

NO Registration	Price
4 th - 5 th July	Rp. 800k
6 th - 7 th July	Rp. 900k

Contact Person :
Iman 0888-9889-057
Gita 0857-1843-3304

Figure 3. CBCT Hands On Webinar held on 10 July, 2021

Figure 4. Three Countries Webinar held on 30 October, 2021

KAVO Dental Excellence

ANDINI reliable partner in healthcare

3 COUNTRIES WEBINAR Saturday oct. 30 2021 7-9pm JKT/BRK/YN

INTEGRATING CBCT INTO YOUR DENTAL PRACTICES: VISUALIZE YOUR TREATMENT FROM ENDO TO MAXILLOFACIAL SURGERY

3 sessions with 3 Dental Radiologists in 1 Webinar

Country	Speaker	Topic
Thailand	Dr. Penporn Luangchana DDS, MSc.	FOV for Endodontics and the Guidance from European Society of Endontology
Indonesia	Drg. Isti Rahayu Suryani M.Biotech., Sp. Rad OM(K)	Dental 2D & 3D Radiography Quality Discussion & Introduction to large FOV CBCT Technology Application
Vietnam	Dr. Lam Dai Phong DDS, PhD	Implant Planning from Cone Beam Computed Tomography View

FREE WEBINAR

<https://bit.ly/WebinarLiveDemoKe2PDGIaktim>

Envista KAVO

Figure 5. Visiting lecturer webinar held on 16 October, 2021

DMFR

Prof. Dr. Zainal Ahmad Rejien SPEAKER

Dr. Tahmid Dinnander A.K.G., Sp.OT(K), FRCO MODERATOR

VISITING LECTURE "Aesthetic in Craniofacial Imaging"

Padjadjaran University Visiting Lecture in Dentomaxillofacial Radiology

Saturday | 09.00 - 11.00 GMT+7 / 10.00 - 12.00 GMT+8 | 16th OCT 2021

ZOOM MEETING

Registration [HTTPS://BIT.LY/EXPERTLECTURESESSION](https://bit.ly/EXPERTLECTURESESSION)
FREE FOR STUDENTS & LECTURER

International Office

Within the region of Southeast Asia, Dr. Isti Rahayu Suryani was invited to talk in “3 Countries Webinars. Intergrating CBCT into your dental practices: visualize your treatment from endo to maxillofacial area”. She shared knowledge with experts from Thailand, Dr. Penporn Luangchana, DDS, MSc. and from Vietnam, Dr. Lam Dai Phong, DDS, Ph.D.

As we know, Indonesia’s area is vast and wide, and the number of oral radiologists in Indonesia is still limited to cover dental practice necessities. To cover the lack of oral radiologists in the eastern part of Indonesia, the University of Hasanuddin decided to open the oral radiologist specialist program following the previous specialist program in Universitas Padjadjaran and Universitas Indonesia. It is expected to welcome new students starting next academic year.

Last but not least, the COVID-19 pandemic is no doubt challenging for all of us. We hope that you all keep yourselves healthy and I hope to see you at an onsite event soon.

Best regards,

Isti Rahayu Suryani

AAOMFR Director, Indonesia

Menik Priaminiarti

IADMFR Regional Director, Asia

Figure 6. Visiting lecturer seminar held on 30 October, 2021

Temple University
Kornberg School of Dentistry

Dr. Bolly Sam
A.K.a., F.R.C.G. (UK)
MODERATOR

Prof. Jie Yang
DDS, M.M.S., M.S., PhD
SPEAKER

VISITING LECTURE
**“CBCT Incidental Findings:
What Dental Specialist Need to Know?”**

Universitas Padjadjaran Visiting Lecture in Dentomaxillofacial Radiology

Saturday | 08.30 - 10.30 (WEST INDONESIA TIME) | 30th OCT 2021

Registration
[Bit.ly/JOINVLCBCT](https://bit.ly/JOINVLCBCT)
FREE FOR STUDENTS & LECTURER

ZOOM MEETING

AAOMFR DMFR International Office

Report from Asia



Greetings from South Korea,

We had a successful meeting of the “23rd International Congress of Oral and Maxillofacial Radiology (ICDMFR)” from 28 April–1 May, 2021 in Gwangju, Korea, with the main topic of “Reading and Leading Dentistry”. Although we were new to the online and offline hybrid meeting format (<http://www.icdmfr.org>), we had such a wonderful congress and we deeply appreciate your help and attendance of the online/onsite meeting.

Despite the COVID-19 situation, many Korean members attended the congress. We send special thanks to Dr. Miles who attended the congress at Gwangju as the only foreign member and gave a special lecture. In conjunction with the ICDMFR, the 53rd Annual Scientific Meeting of the Korean Academy of Oral and Maxillofacial Radiology (KAOMFR) was held at the same place, too.


We held the 2021 Fall Scientific Meeting of KAOMFR using online VOD system from 15–17 October, 2021. There were 3 special lectures by Prof. Hang-Moon Choi (Conventional radiography for temporomandibular joint), Prof. Chena Lee (A new approach to the temporomandibular joint using advanced imaging), and Prof. SunJong Kim (Pros and Cons: ultrasound of temporomandibular joint in imaging dental diagnosis).

Prof Min-Suk Heo

President, Korean Academy of Oral and Maxillofacial Radiology



Opening Remarks ICDMFR 2021



Images from ICDMFR 2021



Fall Scientific Meeting of KAOMFR

2021년도 대한영상치의학회 추계학술대회

#2 공지 #📄 초록집 다운로드

추계학술대회 초록집 다운로드
아래 PDF 파일로 첨부된 추계학술대회 초록집을 클릭하시면 다운로드 받으실 수 있습니다.

2021년 10월 13일 오전 11:13 · 대한영상치의학회

설문 (전체)

#3 설문 진행 중

대한영상치의학회 추계학술대회 퀴즈
추계학술대회 퀴즈는 총 3문항입니다. 모든 문항에 대한 답변을 부탁드립니다.

일반방사선영상에서의 측두하악관절

2021년 대한영상치의학회추계학술대회
강릉원주대학교 치과대학
최정훈 교수

Approaching TMD using advanced imaging
Yonsei University College of Dentistry
Oral & Maxillofacial Radiology
Chiao-Lin

2021 대한영상치의학회 추계학술대회
영상치의학진단에서 턱관절초음파의 Pros and Cons
이음여치대학교
영상의학부
구강악안면외과 교수 김선웅

Sun-Jong Kim DDS, PH.D., MPA

Report from Asia

Report from Thailand

The 18th International Scientific Conference of the Dental Faculty Consortium of Thailand and collaborative research in dentistry will be held on 17–19 November, 2021 in Chiangmai, Thailand.

Our active oral and maxillofacial radiology colleagues, including Dr. Wichitsak Cholitgul, Dr. Soontra Phanmekiate, Dr. Napas Lappanakokiat (Chulalongkorn University), Dr. Sangsom Prapayasatok, Dr. Apirum Janhom, Dr. Phattaranant Mahasantipiya, Dr. Sakarat Nalampang, Dr. Arnon Charuakkara and Dr. Wannakamon Panyarak (Chiangmai University) are among those presenters and co-presenters.

Our young colleague Dr. Thanatchaporn Jindanil from Chulalongkorn University, Bangkok was awarded the Anandamahidol Foundation Scholarship to study her PhD programme abroad.

Dr. Supasith Yomtako from Mae Fah Luang University, Chiangrai was awarded the Japanese Government (MEXT) Scholarship to study his PhD programme at TMDU, Tokyo, Japan.

Both of them will leave Thailand shortly, congratulations!

Best wishes from the team in Thailand!



Greetings from Hong Kong,

Due to an increase in vaccination rate, there appears to be a decrease in the number of cases of COVID-19 in many countries/regions. Fortunately, Hong Kong has avoided from the worst of the pandemic for more than half a year.

The students of our faculty have been back in face-to-face classes and clinical training during this school year. Meanwhile, the inconvenient situation, where we cannot travel to other countries/regions easily, continues worldwide.

In May, under such circumstances, we participated in the 61st Annual Academic Conference of the Japanese Society for Oral and Maxillofacial Radiology. We delivered a poster presentation, entitled "Application of photon-counting spectral CT in dentistry: pilot study".

The conference was planned as a face-to-face meeting in Okinawa, Japan, but finally held as an Online Web Conference. Although we were not able to travel to Okinawa, we interacted with Japanese researchers over the internet.

This summer, we invited our Japanese colleague Dr. Hiroshi Watanabe to Hong Kong as an Honorary Associate Professor. After the repeated rescheduling of his flight and 14-days compulsory quarantine, Dr. Watanabe joined us for teaching and research.

His lecture on the principles of panoramic radiography has inspired the students with increased interest in radiology. Being both educators and researchers, we were very happy to host this international collaboration. We took this opportunity to exchange ideas and share knowledge, skills and materials for teaching radiology. Where there's a will, there's a way!

Report from Asia





Dr. Watanabe at Faculty
of Dentistry, HKU

We hope that the pandemic will subside in the near future, so that we can once again meet our friends and colleagues around the world, and enjoy the local food and beautiful scenery at conferences.

Best wishes,

Dr Ray Tanaka and Dr Andy Yeung

Greetings to all my fellow colleagues,

In Malaysia, teaching, learning activities and clinical practice with regards to Dentomaxillofacial Radiology has evolved and adapted to the changes since the COVID pandemic began. With almost 75% of the population now vaccinated, dental schools became fully operational from November 2021. Nevertheless, the public, dental patients and dental personnel are extremely cooperative, and they strictly adhere to the standard operating procedures laid down by the government.

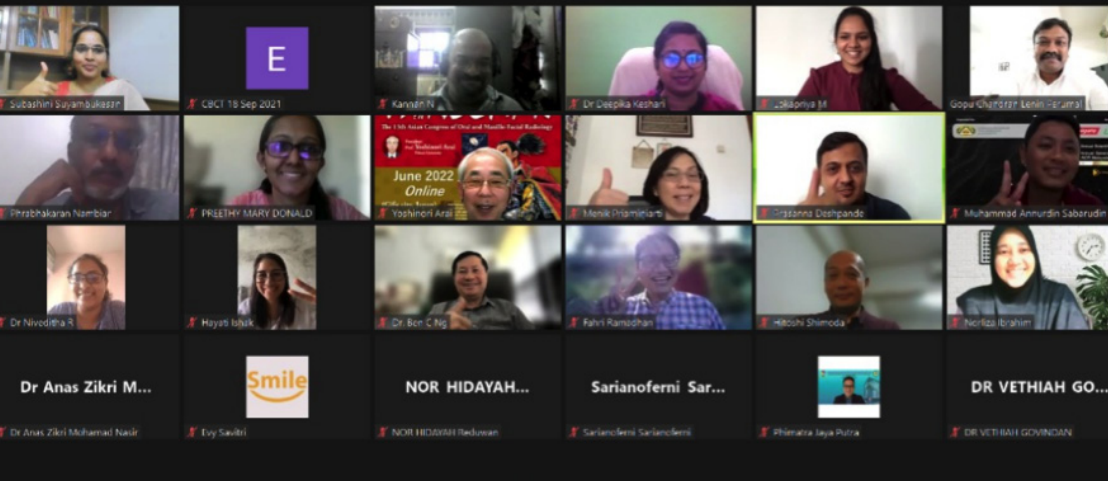
Oral Radiology education in dental schools has been focussed and driven by custom-based local scenarios that existed at the time. The education providers were flexible and followed these strategies: adjustment of curriculum goals by prioritising the social aspect, enhancing the effectiveness of learning management system platforms, preparing the dental specialists for pedagogical shifts and lessons were designed by blending student-centred teaching and assessment. Policies were planned and prepared meticulously to enable the dental schools to reopen after the pandemic. Clinical dental practitioners adapted and readily chose the most relevant technological and imaging solutions pertinent to Oral Radiology.

On going dental programmes were continued, boosting morale and enhancing the knowledge of dental students and fellow dentists. Prof. Dr. Phrabhakaran Nambiar, Consultant Forensic Odontologist, Oral and Maxillofacial Radiologist and Head of Oral Biology and Biomedical Sciences and Dr. Sathick Manzoor from MAHSA University conducted a webinar on "Clinical Applications of CBCT in Dentistry" on 18 October, 2021. Prof. Phrabhakaran Nambiar also conducted a workshop on the technical aspects on Panoramic radiography and CBCT on 29 and 30 September, 2021.

The Faculty of Dentistry, Lincoln University College along with Asian Academy of Oral and Maxillofacial Radiology (AAOMFR) conducted a virtual workshop and an interactive session on 18 September, 2021 on the topic of "Dental CBCT- Basic Interpretation and Practical Considerations".

Report from Asia





I organised this workshop with support from Prof. Keiji Tanimoto, Secretary General of AAOMFR. The key speakers were Prof. Dr. Junichi Asami from Okayama University, Japan; Prof. Dr. Trishul Alareddy from IOWA University, USA; Assoc. Prof. Dr. Norliza Binti Ibrahim from University of Malaya and Assoc. Prof. Dr. Subashini Suyambukesan from Lincoln University College, Malaysia. The workshop was highly effective, and the learning outcomes were designed to cover the basic practical applications of CBCT.

22

I conclude by stressing the fact that ambiguity must be minimised among providers of dental care and education regarding the provision of best quality care to patients and promoting wellbeing and social growth of dental educators and students, thereby preventing this learning crisis from becoming a subsequent generational catastrophe.

Dr. Subashini Suyambukesan

Director, Asian Academy of Oral and Maxillofacial Radiology (AAOMFR), Malaysia

Dear Colleagues,

Time flies and it is autumn in the northern part of the globe, and time to deliver the IADMFR Newsletter autumn issue report. Although we hoped for the COVID-19 pandemic to be over soon, we are still working under the influence of exceptional circumstances. This has forced us to cancel some meetings and go online at work, in teaching as well as in continuous education.

It seemed that the situation was getting better with a worldwide vaccination program, however the percentages of vaccinated populations vary greatly from over 90% to less than 20%. Also, scientific evidence shows that the level of protection following vaccination drops fairly quickly and further doses are necessary. Unfortunately, this means that we will not be able to combat the pandemic as soon as we expected and the restrictions such as social distancing may keep on returning with new waves of the pandemic and new mutations of the virus. In some countries, despite rigorous introduction of QR codes and opening social activities only to people who are fully vaccinated, recently tested or recovered from COVID-19, restrictions have returned.

Taking the above mentioned circumstances into account, the EADMFR Board and the Local Organising Committee of the 18th European Congress on Dentomaxillofacial Radiology (ECDMFR) in Lublin, Poland, 8–10 June, 2022, has decided to hold the event online. The Congress will last for two days (Thursday–Friday) and will be preceded by two optional workshops delivered on Wednesday. The lectures will be recorded beforehand in order to deliver completely smooth live streaming, but question and answer sessions will be held live. Live streaming will also be used for the opening ceremony, panel discussion on artificial intelligence and virtual reality in dentomaxillofacial radiology, general meeting and closing ceremony. The registrants would also have a chance to access the recording lectures for 6 months post Congress.

Report from Europe



The event will be accompanied by virtual exhibitions using our streaming platform, which was carefully chosen for providing these services. Abstract submission will open soon. Following acceptance of abstracts, the presenters will be contacted in order to schedule a convenient timeslot for recording of the presentations. Please follow the congress website for more news: <https://ecdmfr.eu> and join the event, both as contributors to the scientific programme and participants. We believe delivering this event online provides excellent conditions for high participation of our international colleagues, for whom it will be a chance to take part in the European congress without expenses for flights and accommodation.

Online events from the EADMFR will soon be announced on the Academy's website at <https://eadmfr.eu>.

We hope to see you all soon again.

Best wishes from the regional directors in Europe,

Eva Levring Jäghagen, Umeå University, Sweden


Ingrid Rózyło-Kalinowska, Medical University of Lublin, Poland

Dear colleagues,

On 16–17 July, 2021, the Latin American Association of Dentomaxillofacial Radiology and Imaging (ALARID) organised the event “Virtual ALARID”, which was held online due to the current situation. Speakers from Brazil, Chile, Israel, Mexico, Panama, Peru, Turkey, USA and the UK participated. Different topics of interest in our specialty were presented. Dr. Margarita Soon, President of ALARID, along with her team, organised this event. The congress had the participation of approximately 200 attendees from different Latin American countries. Also, conferences, oral presentations and video posters of the highest academic level were shown. During this event, there was room for analysing the past, present, and future of ALARID. Former presidents of our organisation remembered the origins of ALARID, all the Congresses until now, and discussed ideas for the continuous growth of ALARID.

In Brazil, with the progress in vaccination and the hope that 2022 will be a safer year, the arrangements for the 11th CONABRO (Brazilian Congress of Oral Radiology) are evolving. The event, which will happen in October 2022 in Goiania, will be focused on “Science Applied to the Diagnosis”. The President of the congress, Dr. Juliano Bueno, highlighted that “national and international speakers have been invited to present on CT, MRI, ultrasound and digital workflow”. In addition, Dr Bueno highlights the organisers’ hope that the sanitary conditions will allow attendees to enjoy the city attractions, including gardens, lake, restaurants, and pubs. In the second half of 2021, the dental clinics and oral imaging centres in Brazil had to finally adapt their practice and customer services to the General Data Protection Law (LGPD – Lei geral de proteção de dados). Despite the LGPD being published in 2018, the application of sanctions has only started in August 2021 and has imposed changes to the oral radiology services that were already dealing with new biosafety protocols focused on the pandemic.

Report from Latin America



In this context, the Brazilian Association of Oral Radiology (ABRO) developed Biosafety Guidelines to Oral Radiology in the beginning of 2020 and has started an orientation programme focused on the best pathway to introduce the LGPD in the DMFR workflow. According to Dr. Barriviera, President of ABRO, more information on these topics can be found in the new ABRO's website and YouTube channel.

In Venezuela, on 6–8 November, the Venezuelan Society of Dentomaxillofacial Radiology and Imaging (SVRID) organized the 4th Congress, this time online. Speakers from Venezuela, Brazil, Peru, Mexico, and USA participated. Around 30 video posters were also shown, which are available on the YouTube channel of the SVRID. Also, for the very first time, a junior meeting was performed, in which, students of our specialty, master students and PhD students from different universities of Latin America (Chile, Peru, Argentina Brazil), showed the main characteristics of their programmes, along with the presentation of a case report. We look forward to having these meetings from now on in future Latin American Congresses.

26

Some of the ALARID presidents, who presented on the history and perspectives of our Association.



The image is a composite of two parts. On the left is a black background with white text and small circular portraits of speakers: Dra. Dania Tamimi, Dr. Hugo Aguayo, Dr. Guillermo Concha, Dr. Claudio De Freitas, Dr. José Francisco Gómez-Sosa, Dr. Julián González, Dr. Alejandro Hidalgo, and Dr. Hendrik Yanez. On the right is a yellow and red poster for the 'CONGRESO SOCIEDAD VENEZOLANA DE RADIOLOGÍA E IMAGENOLÓGIA DENTOMAXILOFACIAL' held from '6 al 8 de Noviembre 2021'. The poster features the SVRID logo and a graphic of the Venezuelan flag over a landscape. Social media icons for Facebook, Instagram, and Twitter are at the bottom, along with the website 'http://svrid.org.ve' and the handle '@radiologiadentomaxilofacial'.

Speakers from the whole continent presented in the 4th Congress of the Venezuelan Society of Dentomaxillofacial Radiology and Imaging (SVRID).

In Peru, on 3–4 December, the Latin American Institute of Higher Studies on Stomatology (ILAE) will hold the 2nd International Congress on Oral and Maxillofacial Radiology. Speakers from Latin America and Spain will be presenting, and there will be also e-posters. More information can be found at <https://www.ilaeperu.com/curso-online/congreso-64>

In Chile, we regret to inform you that on 31 October, the current President of the Chilean Society of Oral and Maxillofacial Radiology, Prof. Dr. Guillermo Moreno, passed away after a prolonged illness. Prof. Moreno was a Professor of Oral Radiology at the Diego Portales University and the University of Chile. He was part of the organising committee of the ICDMFR held in Santiago 2015. He was also a promoter of national conferences and meetings on DMFR, and meetings of professors of radiology in Chile. He was a highly active and restless person, a great friend and much loved by his colleagues in Chile and Latin America. May he rest in peace.

Take care and best wishes from the Latin American Directors,

Anne Oenning, Brazil

Alejandro Hidalgo, Chile

Enrique Sierra, México



Prof. Dr. Guillermo Moreno (1954–2021)
President of the Chilean Association of
Oral and Maxillofacial Radiology

Report from the Middle East



Greetings from Saudi Arabia and the Middle East.

Dear Colleagues,

The Oral and Maxillofacial Radiology Division of King Saud University in Riyadh, Saudi Arabia has continued hosting monthly webinars which have been made accessible to the public. Speakers from Saudi and international universities were invited to speak about a range of topics. Topics presented were “Common Artifacts in Dental and Maxillofacial MRI”, “MRI Parameters and Image Optimization”, “Can Artificial Intelligence Predict Growth and Treatment Outcomes Among Orthodontic Patients?”, “Post COVID-19 Mucormycosis- An Oral Radiologist Perspective”, “Automated CBCT Image Segmentation of the Maxillary Sinus”, and “Virtual Surgical Planning in Oral and Maxillofacial Surgery”. The webinars were well-attended nationally and internationally. More monthly webinars are underway (<https://www.facebook.com/groups/1378101865913746>).

King Saud University has approved a Doctorate program in Oral and Maxillofacial Radiology and started accepting applications for the first group of candidates who are starting their studies in the fall of 2021.

On 11 December, the Oral Radiology Division of KSU will host the First Annual KSU Symposium on Computational and Mathematical Methods in Medicine, which will feature speakers from various national institutions presenting work on the use of artificial intelligence and other computational methods in various aspects of healthcare, including radiology.

Finally, we would like to thank all those who have supported the mission and vision of DMFR in our region and the IADMFR at large.

Sincerely,

Dr. Emad A. Khan

IADMFR Middle East Regional Director

Greetings from the United States of America and Canada! Salutations des États-Unis d'Amérique et du Canada!

We congratulate Prof. Soon-Chul Choi and his organising committee for an excellent and successful hybrid 23rd International Congress of Dentomaxillofacial Radiology (ICDMFR) at Gwangju and wish Dr. Dan Colosi and his organising committee of the 72nd American Association of Oral and Maxillofacial Radiology (AAOMR) a very successful annual conference in December. While we hoped to be reporting on an in-person meeting that was planned to happen in October, we instead found ourselves rescheduling to another virtual Annual Session due to the continuing COVID pandemic.

Here is a message from AAOMR President, Professor Dan Colosi:


Dear AAOMR Members, Colleagues, Friends and Guests,

On behalf of the Annual Sessions Committee and Executive Council of the AAOMR, I am delighted to invite you to join us for the 72nd Annual Session of the AAOMR – the 2nd Annual Session in virtual format.

The meeting programme includes truly cutting-edge topics: Artificial Intelligence in Imaging; Radiomics and Imaging-Genomic Correlations; Emerging Imaging Technologies; as well as the latest in Head and Neck Imaging; Histopathologic-Imaging Correlations; and Sleep Medicine. The path of radiology to where it is today is the topic of a presentation on the History of Radiology as a Specialty. An update on the new Quality Assurance Standard for Digital Intraoral Radiography is of interest to all dental practitioners who take or interpret intraoral radiographs.

“Leadership, Innovation and Collaboration” are the themes of the H. Cline Fixott Oration: Dr. Carol Anne Murdoch-Kinch will discuss “A Dean’s Perspective on the Future of OMFR”, in which she looks ahead to the future of dentistry and the specialty of OMFR.

Report from North America



In this year's edition of the S. Julian Gibbs Lecture, Dr. Roberto Molteni will explore the historical development of the international guidelines and recommendations on ionising radiation and certain common mistakes in their interpretation and application.

Students and residents will appreciate the ample opportunities to share interesting clinical cases, to interact with peers and more senior colleagues, and to attend a session on preparation for the Boards.

While this year's entertainment selection will not feature the Halloween theme that we enjoyed last year, we are sure to expect a surprise on the final day of the meeting!

Please join us from 13–15 December, 2021 for exciting CE programmes, professional networking and to reconnect with each other, all from the comfort of your home or office, through a fully-featured online platform!

I am looking forward to the opportunity to welcome you on 13 December, 2021 to the 72nd Annual Session of the AAOMR!

Warmly,

Dan C. Colosi

President, AAOMR (2020–2021)

Just to quickly brief our international colleagues on the North American dental accreditation. As one of us was recently a member of the Commission of Dental Accreditation of Canada (CDAC) for 6 years, the process will be briefly reviewed. Every Canadian dental school, dental speciality program, schools for hygienists, dental surgery assistants, technicians and dental units within medical hospitals have to undergo CDAC visitations at least every 7 years. Successful compliance by each program with CDAC recommendations results in the award of a certificate, which is often proudly displayed in public areas by each school or hospital. What is really impressive at such meetings of the CDAC is the international collegiality and reciprocity as represented by the observers of the affiliated dental accreditation bodies of Canada (CDAC), the USA (Commission on Dental Accreditation (CODA)), Ireland, Australia and New Zealand.

The cross-fertilisation between these bodies and within them ensures that each accreditation cycle not only maintains standards but improves them. Input from the lay representatives is equally important to this process.

So far there are just over three dozen countries where OMFR is a recognised specialty. What about those nations which have not yet recognised OMFR as a specialty? IADMFR began work at the European Congress of Dentomaxillofacial Radiology (ECDMFR) at Lucerne in 2018 on what is now the “Educational track”, which was launched at the 22nd ICDMFR in Philadelphia in 2019.

The IADMFR workgroup members were Dr. David MacDonald, Claudia Noffke, Anne Oenning, Reinhilde Jacobs and Sergio Lins de-Azevedo-Vaz. The group has delivered monthly webinars under its moderator Dr. Jeffery Price, IADMFR’s Education Director. Already, six candidates from around the world are being mentored. In addition, IADMFR established an adopt-a member programme, which was also initiated in Lucerne and realised in Philadelphia with workgroup members Drs. Claudia Noffke, David MacDonald, Reinhilde Jacobs, Matheus Lima de Oliveira, Emad Khan and Menik Priaminiarti. We encourage our colleagues who are not in countries where OMFR is recognised to consider these options.

We all look forward to the return of a new normal when we hope to be able to travel more safely and meet and greet in person. In the meantime, stay safe and remain well!

Respectfully submitted,

Professor Jeffery B. Price and Professor David MacDonald

IADMFR North American Directors

Report from Australia



Greetings from Sydney, New South Wales (NSW), Australia,

Australia has emerged with a relatively low death toll from COVID-19. It helps to be at the edge of the world, and that the population has mostly followed government advice. Australia's strict arrival, departure, and quarantine policies for both international and domestic travel between states is finally beginning to ease. However, the city of Melbourne now has the reputation as the most locked down city in the world.

Only emergency patients were treated in dental practices and dental hospitals during lockdown periods. Many dental hospital staff were recruited during the Delta strain outbreaks to assist with mass covid testing and then vaccination rollouts, including my DMFR colleague Dr Simpson.

Dental schools in Sydney and Melbourne were locked down to students on campus but adapted theoretical teaching to online lectures. Many overseas students were unable to reach Australia or to return home during university holidays.

The DMFR component of the Doctor of Dental Medicine (DMD) graduate entry course at the University of Sydney, provided a total of 26 online radiology lectures over the first two academic years. All patient clinics for students were cancelled during the pandemic.

Intra-oral radiography simulation clinics resumed in the final semester this year when all students were fully vaccinated.

The research projects in radiology continued by regular zoom sessions supervised by Dr Scott.

Dentists and radiologists continued treating patients for emergencies and essential scans in NSW following detailed NSW Health guidelines. Though unfortunately, breast screening programmes were cancelled.

It has been forecast here in Australia that many malignancies will have been missed and dental infections progressed by patients not attending for breast screenings, regular follow up scans and treatments during the pandemic shutdowns.

The Australian Dental Association (ADA) provided a face-to-face seminar “Practical Radiography in Dental Practice” presented by Dr Amelita Simpson when lockdown eased and is continuing education online webinars including “Panoramic Radiographs: A Practical Systematic Review” presented by Dr Meredith Brownlee.

The Australian COVID-19 double vaccination rate of people over 16 years has reached 82.4%. Booster doses are starting to be rolled out and life is slowly returning to almost normal although some states are still restricting interstate and international travel.

Antonia Scott

Report from the BIR



As Director of Publishing at the British Institute of Radiology (BIR), I have had the great pleasure to get to know a great many members of the IADMFR community: as authors, reviewers, editors and delegates at congresses. It has been a real joy assisting in the publication of *DMFR* and helping members with their publishing journeys. After nine years at the BIR, I will be leaving at the end of 2021, and moving on to a new role at another organisation. I will be leaving behind a strong team to carry on the great publishing relationship between the BIR and the IADMFR.

Sara Purdy will be joining the BIR in January 2022 and stepping into the role of Director of Publishing. She has previous experience working with other societies and their journals, and will be the main point of contact for the relationship between the IADMFR and the BIR.

Tami Potten is Publisher (Journals) and supports editors, authors and reviewers with queries about their publications. She has been at the BIR since 2016 and is well acquainted with *DMFR* and the IADMFR.

Sarah Jordan is Production Editor and works with authors after their manuscripts are accepted, through the editing and proofreading stages, and gathers papers into issues for publication. She also coordinates the production of this newsletter and has been at the BIR since 2016. You can get in touch with any of the publishing team at the BIR by emailing publications@bir.org.uk

Sophia Anderton

Director of Publishing, BIR



Left to right:
Sara Purdy,
Tami Potten
and Sarah
Jordan.

13–15 December 2021

**72nd Annual Session of the
AAOMR**

Virtual format through online platform

8–10 June 2022

18th ECDMFR

Lublin, Poland

Virtual conference

June 2022

13th ACOMFR

Gifu, Japan

Virtual and available on demand

May–July 2023

IADMFR World Tour

Various locations globally

Virtual with onsite event in Brussels

If you would like to contribute any news, book reviews or articles to the IADMFR newsletter then please e-mail *publications@bir.org.uk* with an outline of your proposal.

Advertising

Advertising opportunities are available in the IADMFR newsletter and the *DMFR* journal and website. Please contact *advertising@bir.org.uk* for more information.