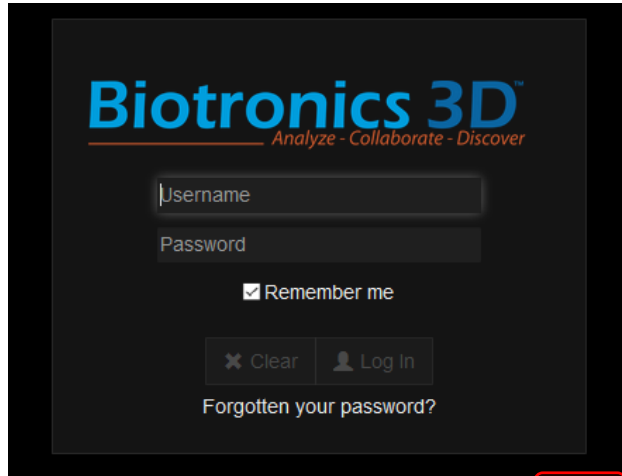


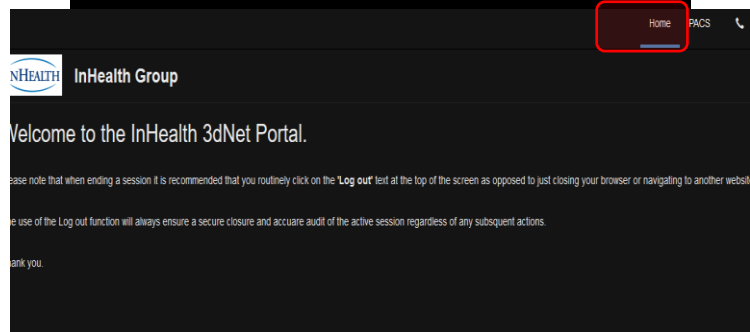
Biotronics Viewing Notes

Access the web PACS via - <https://www.3dnetmedical.com/public/>

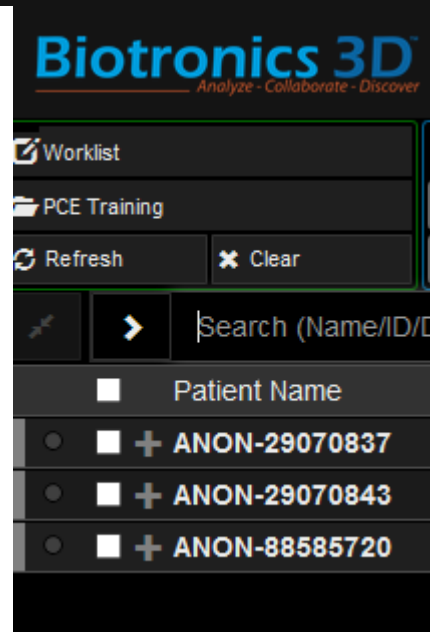
Login using the details sent to you



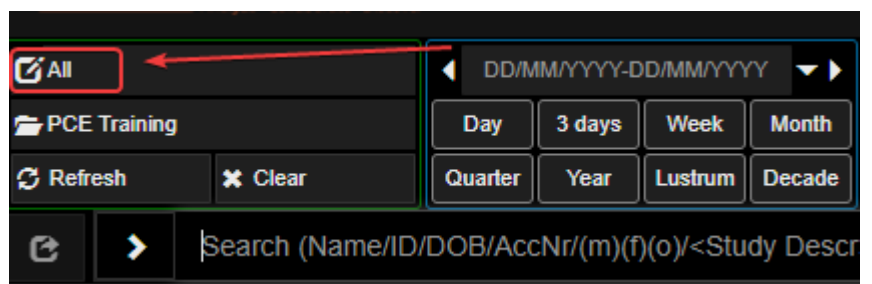
Once in, select PACS in top right-hand corner and this will send you to the PCE training folder with anonymous images.



Click on the chosen case name



Ensure 'ALL' is selected



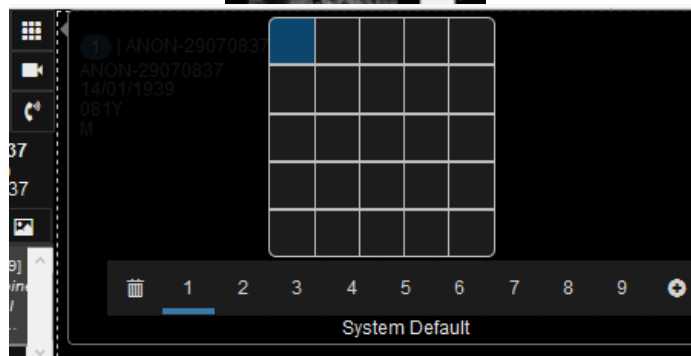
Biotronics Viewing Notes

Click on view

Case images appear down left-hand side and by clicking on one bring it up in the main viewing window

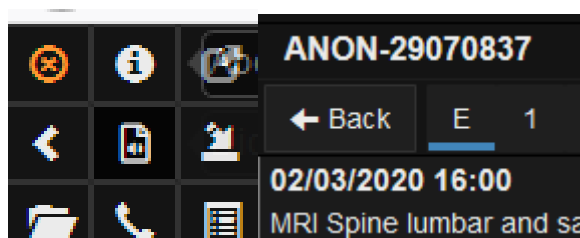


To be able to view multiple series, click on the 3x3 square icon at the top of the left-hand side, and select the relevant format.



The individual series can then be dragged as required into the relevant box; copies series will move together, and cross reference lines should appear on relevant planes when scrolling through images.

Once you have finished viewing the cases, the orange X will take you back a page, then select <Back and this will return you to case logs.



Biotronics Viewing Notes

When finished viewing, please log out using the icon on the top right.

