



**Working together to improve medicine, health
and patient care through the science and
practice of imaging and radiation oncology.**

The British Institute of Radiology (BIR) is the international membership organisation for everyone working in imaging, radiation oncology and the underlying sciences.

We have over 3,500 individual and 35 company members together with thousands of professionals who use BIR services or voluntarily share their expertise by authoring, reviewing and editing our publications, speaking and taking part in events, and participating in management and branch committees or working parties.

Our aims are to:

- ✓ Support the work of our members and their colleagues to achieve professional excellence
- ✓ Provide continuing professional development for our multidisciplinary community
- ✓ Publish cutting-edge research for our authors and readers across the world
- ✓ Influence and connect with the wider professional sector

We are a not-for-profit organisation and are governed by and for our members.

CHARTER

With origins dating back to 1897, the BIR is the world's longest standing radiological society. It was granted a Royal Charter in 1958 and became a registered charity in 1963.

PATRON

Her Majesty the Queen

GOVERNANCE

The Council is the governing body of the Institute. It normally comprises 12 trustees, six of whom—the President, Vice Presidents, Honorary Treasurer and Honorary Secretary—also perform officer roles. Trustees are normally appointed for three years. Members of Council at 31 March 2021 were:

President

Dr Sridhar Redla

Vice Presidents

Dr Simon Jackson
Professor Stephen Keevil
Dr Nicholas Screation

Honorary Treasurer

Mr Andrew Craig

Honorary Secretary

Dr Kannan Rajesparan

Trustees

Dr Elly Castellano
Dr Shaista Hafeez
Dr Simon Jackson
Ms Alwena Hall
Ms Helen Hughes
Mr Russell Lodge

Mr Jonathan Cole, Ms Sharon Drake, Professor Maryann Hardy, Dr Jane Phillips-Hughes and Dr Alexandra Stewart retired on 30 September 2020

New Trustees who joined on 1 October 2020 were Dr Elly Castellano, Dr Shaista Hafeez and Dr Kannan Rajesparan

MANAGEMENT TEAM

Chief Executive

Mr Simon Thompson

Director of Education

Dr Sarah Adibi

Director of Publishing

Miss Sophia Anderton

Head of Communications & Partnerships

Ms Carole Cross

Head of Membership & Systems

Ms Jane Moynihan

Head of Finance & Operations

Mrs Magdalena Howlett

PRINCIPAL ADVISORS

Auditors

Sayer Vincent,
Invicta House, 108–114 Golden Lane,
London, EC1Y 0TL

Bankers

Barclays Bank plc,
1 Churchill Place, London, E14 5HP

Investment Managers

Smith & Williamson,
25 Moorgate, London, EC2R 6AY

Solicitors

Blake Morgan,
Seacourt Tower, West Way,
Oxford, OX2 0FB

Registered office

48–50 St John Street, London, EC1M 4DG

Registered charity number: 215869

WELCOME

It became clearer than ever during 2020 and 2021 that we belong to a true community, made up of people whose first thought at a time of crisis is ‘what can I do to help?’.

No sooner had BIR members begun to tackle COVID-19 than you were taking time to share what you had discovered with other professionals. Videos were produced, papers submitted, and virtual conferences delivered in record time.

We learned from colleagues across the world, and in turn shared our own information and insights. Our educational offerings went virtual and became global events, attended by people from every continent. Online delivery made essential knowledge more accessible than ever and our international membership has reached record highs.

Thank you to the organisers, co-ordinators, speakers, authors, reviewers, editors, sponsors, supporters, proof-readers, quality-checkers, technicians, suppliers, managers and assistants. Thank you to the people who come up with the ideas and the people who make them happen. Thank you to those of you who govern this society and provide its leadership and direction.

Thank you, especially, for doing all this whilst dealing with a healthcare crisis of unprecedented scale, and providing vital support to patients and colleagues whilst having to learn on the job yourself. More than ever, we feel privileged to work among people whose talents are matched by a determination to help one another, and to relentlessly improve diagnosis, treatment and care for all patients wherever they might be.

Simon Thompson
BIR Chief Executive



PRESIDENT'S REPORT

I take immense pleasure in presenting my first annual report as President of the BIR.

As we gradually come out of the pandemic, it is time to reflect and thank all the healthcare professionals and key workers who worked tirelessly and selflessly throughout this period. Needless to say, it has been a year with lots of uncertainties—a year of ups and downs, challenges and opportunities.

It has been an eventful year for the BIR, with the team adapting quickly and rising to the challenge. The Education team was quick to get off the mark and revamped the events calendar to go entirely virtual. The BIR Annual Congress 2020 proved to be highly successful with the highest number of registrations ever and delegates from 44 countries across the globe. The BIR also teamed up with other Societies and held several successful joint events.

The year has seen a record number of new members joining the BIR, with a steep increase in international membership. This is a true testament to the wide range of educational and online resources available to BIR members.

Publishing has seen a busy year with an increase in submissions, including a number of COVID-19-related papers. The Editorial team achieved record turnaround times between submission and publication. The Radiation Safety video courses have also proved to be hugely successful with excellent feedback for their engaging content and educational value.

The World Partner Network (WPN) has expanded further to 21 members with great involvement from members, in spite of the pandemic. Throughout the year, we managed to keep in touch and exchange ideas and resources. We also held our first joint event on Artificial Intelligence with the Indian

Radiological and Imaging Association (IRIA).

It is perhaps Finance which has faced the biggest challenge given the global situation. But even there, the BIR managed to quickly adapt and, incredibly, end up with a surplus. This is a clear reflection of the astute leadership of the management team.

All in all, it has been a year like no other before, but has seen the BIR grow in stature and come out the other side with its head held high, by helping the profession in whatever way it could. For this I would like to personally thank the Senior Management team, each and every member of the BIR staff and the Trustees for their unflinching commitment to the cause. I would also like to express my gratitude to the members of various Special Interest Groups and committees, the Editors and reviewers of the journals, speakers at events and all others who have given up their valuable time amid busy schedules and in times of extreme pressure.

Looking forward to a more normal but exciting 2021–22 as we enter the 125th year of the BIR!



Dr Sri Redla
BIR President



THE COVID-19 CRISIS

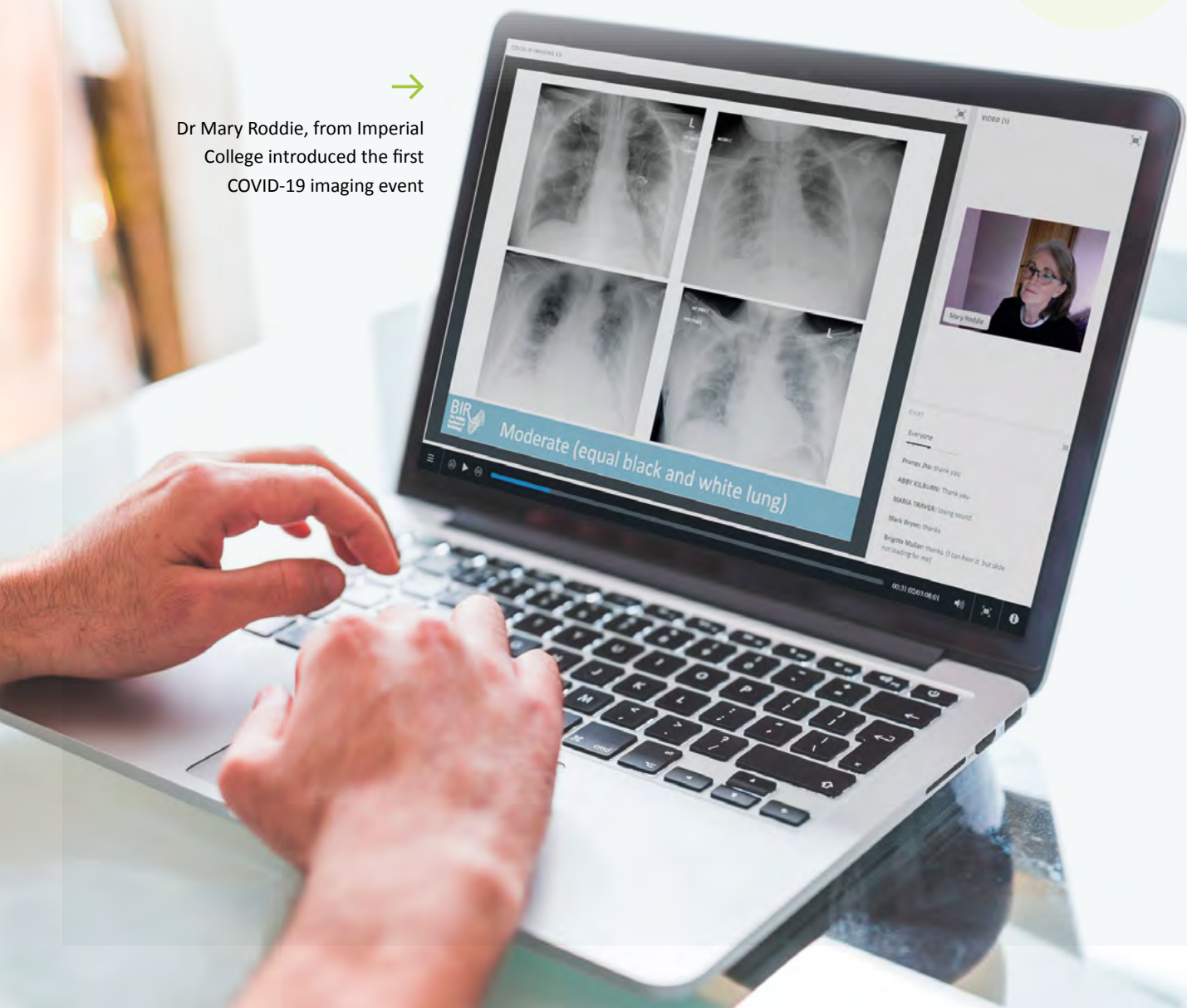
As the COVID-19 pandemic gathered pace in early April, the BIR pivoted from our in-person events calendar to an online education programme, focused initially on sharing knowledge about this enormous new healthcare challenge.

The first large COVID-19 imaging event, one of a series of three, was put together in two weeks from concept to delivery. There were over **3,300 registrants** for the three events, with attendees from **40 countries** around the world. These were followed by webinars and other materials.

98%

of our delegates said the COVID-19 events were either excellent or good

→
Dr Mary Roddie, from Imperial College introduced the first COVID-19 imaging event





LEARNING FROM PAST PANDEMICS

Dr Adrian Thomas delivered a webinar on COVID-19, *La Grippe* and learnings from the Epidemic Influenza Pneumonia of 1918–1920.

PUBLISHING YOUR RESEARCH

We fast-tracked the peer review and publication of COVID-19 submissions. In order to ensure the widest accessibility, we published all the accepted articles open access, waiving the Article Processing Charges, and collected together on a single web page.

Submitting my review to BJR|Open has been an encouraging process from the start. The office has been friendly and flexible, helping me in every step of the process thereafter. I will definitely consider the journal in the future.

Dr Julia Camps-Herrero,
University Hospital de la Ribera, Alzira, Spain

Throughout the entire process of submission, review, revision, acceptance and publication I have found BJR to be efficient, fair and thoughtful.

Professor Perry Pickhardt,
University of Wisconsin School
of Medicine and Public Health, USA

Working with BJR has been an absolute pleasure. The editorial team are brilliant and really helpful and kept me on track without nagging. The reviewing is constructive and very timely. I found this a really positive experience.

Professor Karen Kirkby,
University of Manchester and The Christie Hospital, UK

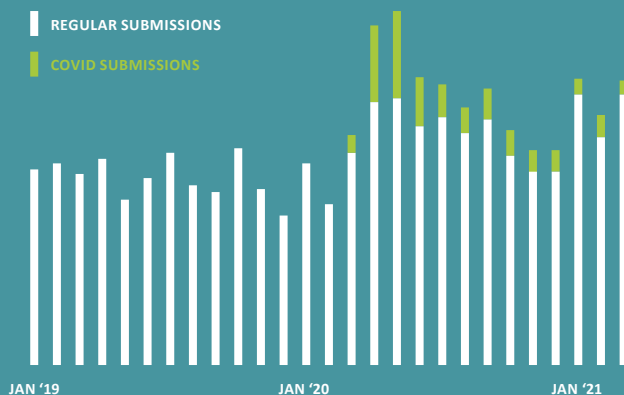
PUBLISHING



BJR|Open can now be found in PubMed and PubMedCentral along with all our other journals. Inclusion in these databases is the latest evidence of the growing maturity and credibility of this new title. Our publishing and technical procedures were rigorously assessed to ensure that the scientific quality of papers and processes reach the very highest standards.

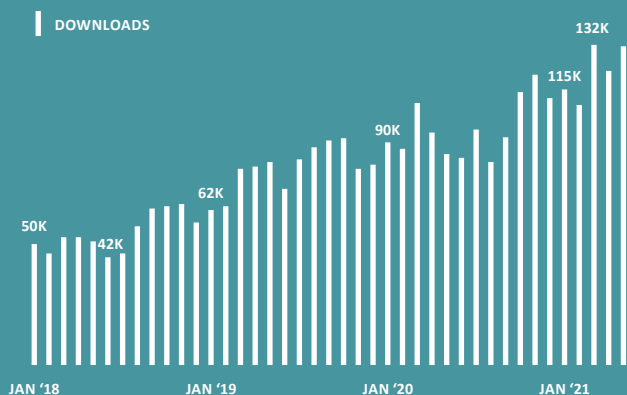
SHARP INCREASE IN JOURNAL SUBMISSIONS

In the past year we had a 45% increase in journal submissions over the previous year; many of which were COVID-19-related submissions.



BIR JOURNAL USAGE INCREASE

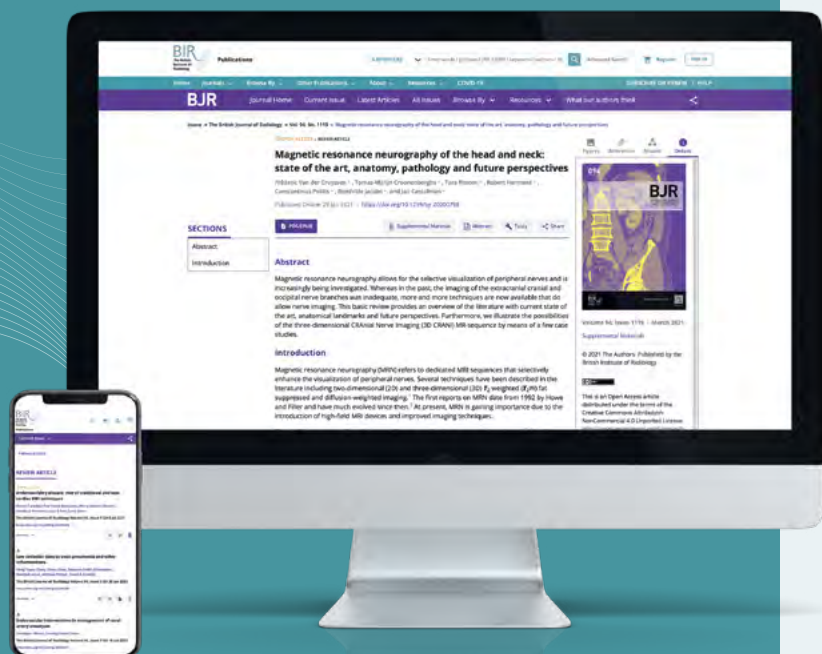
Journal article downloads increased, with 18% growth on the previous year. Since 2018 there has been a three-fold growth in usage.



MORE USER-FRIENDLY JOURNALS WEBSITE

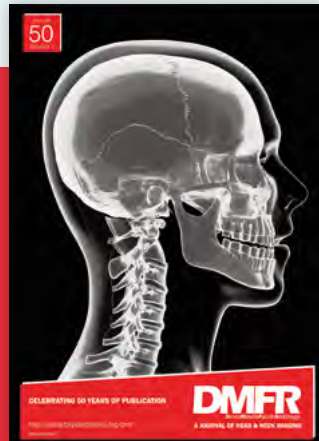

Our new publishing website makes reading our journals easier and smoother than ever. The site has the same content but is fully mobile responsive and the design is simpler and cleaner, including the addition of an e-reader and the introduction of a notation feature allowing readers to make notes directly on a personal online version of a paper.

Visit birpublications.org



PRE-FUNDED OPEN ACCESS

We were pleased to offer pre-funded open access publishing this year thanks to an arrangement with universities across the UK and Europe. This meant that more authors could participate in open access publishing at no direct cost to themselves.



DMFR CELEBRATES 50TH ANNIVERSARY

DMFR celebrated its 50th anniversary in 2021 and a special collection of review papers was published in every issue throughout the year. The year began with special editorials from the current editor and former editors.

BJR SPECIAL FEATURES

BJR Special Features include themed content which highlight current hot topics and emerging areas of research put together by expert guest editors. This year we published:

Imaging patients with stable chest pain

Guest editors Matthijs Oudkerk, Edwin JR van Beek

Advances in Radiation Biology: Highlights from the 16th ICRR

Guest editors Penny A Jeggo, Stewart G Martin, Kaye J Williams and Kevin M Prise

BJR 125th anniversary

A special collection of review papers published in every issue throughout 2020

NEW BJR | CASE REPORTS EDITOR

The new Editor-in-Chief for BJR | Case Reports is Professor Giulia Zamboni, GI radiologist from the University of Verona, Italy, who takes over from Professor Giuseppe Guglielmi, the founding editor.

"Being fully indexed and employing a rigorous peer review process means we publish the very best case report content. I look forward to helping the journal go from strength to strength."

Dr Giulia Zambino, Editor-in-Chief, BJR | Case reports



ARTIFICIAL INTELLIGENCE SECTION IN BJR

We have a new artificial intelligence section in BJR, a reflection of the huge growth in research in this area. Professor Issam El Naqa from Moffitt Cancer Center, Florida, USA leads this new section with the support of a group of specialist Associate Editors.

"I am delighted to lead the new AI and machine learning editorial team for BJR. This is a key and rapidly expanding area of interest for our radiology community and its future. Our team of expert editors is excited to oversee and assess the growing number of high quality submissions in this specialty."

Professor Issam El Naqa, BJR Senior Editor, AI and Machine learning





BIR VIDEO COURSES

Engaging | Memorable | Relevant

September 2020 saw the launch of a new style of learning—practical, digestible online courses with test questions throughout and an assessment at the end, awarding a CPD certificate.

The courses use proven educational techniques to ensure they are engaging, memorable, and user-friendly. Each narrated video is divided into short sessions, including illustrations, animation, live action, and recorded interviews.

Group licences allow the whole team to take the course, or individuals can obtain a licence for themselves. Each participant can learn in their own time to fit in with their schedule.

The courses have been hugely popular and 98% of participants said they would recommend them to a friend or colleague.



RADIATION SAFETY 2021

- ✓ Radiation protection essentials
- ✓ Patient pathways
- ✓ Legislation including IR(ME)R and IRR
- ✓ Radiation protection culture

One of the best radiation safety training courses I have seen

Daniel Gebretensae, CS Radiation Protection Manager, Siemens Healthineers

I really feel I am a better person after taking part in the course

Course participant

I like how clear everything was split up into small sections—this really helped it fit in with my schedule

Course participant

I did this as a revision exercise for the first FRCR examination, and it was very effective

Course participant

COURSE DIRECTORS

Sue Baillie

Chief Radiographer, St George's University Hospital NHS Foundation Trust, London

Bruce Walmsley

Consultant Clinical Scientist and Radiation Protection Adviser, St George's University Hospital NHS Foundation Trust, London

EXPERT PANEL

Helen Hughes

Head of Quality & Governance Radiology, Betsi Cadwaladr University Health Board

Cristiona Logan

Governance Lead Radiographer, Northern Health and Social Care Trust, Northern Ireland

Amanda Webster

Radiation Safety/QA Lead, Norfolk and Norwich University Hospitals NHS Foundation Trust



COURSE DIRECTORS

Andrea Bangay
Superintendent Radiographer,
University College London Hospitals NHS
Foundation Trust

Thea Buchan
CT Superintendent Radiographer,
University College London Hospitals NHS
Foundation Trust

Colin Martin
Honorary Senior Lecturer,
University of Glasgow

EXPERT PANEL

Peter Hiles
Head of Radiation Physics, Betsi
Cadwaladr University Health Board, and
Chair of the BIR Radiation Safety Special
Interest Group

Elizabeth Benson
Clinical Physicist, King's College London

DOSE 2021

Practice and principles of dose optimisation and safety

- ✓ Understanding hazards
- ✓ Practical applications of principles
- ✓ Measuring dose
- ✓ Staff dose limits

Really good, well presented with a good range of teaching aids

Lucy Hossen, Head of Nuclear Medicine Physics, Royal Brompton Hospital

Nice combination of learning media (audio, videos, questions etc.). I like having the scripts to refer to later

Course participant

A really interesting and useful course which has helped to develop and consolidate my understanding

Course participant

Having experts give their perspective in a recorded video was great and memorable

Course participant

EDUCATION

Over 10,200 delegates attended our 36 events, a 166% increase on the previous year, with almost 8,000 registrants throughout the year.

10,200+
delegates at our events

ANNUAL CONGRESS 2020 #BIRAC20

There were over 1,000 registrations (an increase of over 200%) and over 2,200 live attendances across all streams and sessions of our Annual Congress, which was the most successful to date. There was a strong international presence with delegates from 6 continents and 44 countries.



Dr Clare Gerada and Dr Sri Redla
at the BIR Annual Conference



RADIOTHERAPY & ONCOLOGY EVENT

Our first Radiotherapy flagship event was split across two parts and attracted over 400 attendees. International plenary speakers included Professor Jean Bourhis, Professor Michael Baumann and Professor Heidi Probst. For the first time we offered popular manufacturer sessions in which corporate members and other sponsors shared technical developments and expertise in the field.



Professor Michael Baumann
*Chairman and Scientific Director,
German Cancer Research Centre*



Professor Heidi Probst
*Professor of Radiotherapy and
Oncology, Sheffield Hallam University*



Professor Jean Bourhis
*Chief of Radiation Oncology Service,
Lausanne University Hospital (CHUV)*

SUPPORTING SOCIETIES IN OUR COMMUNITY

Our reputation for delivering high quality online events grew during the pandemic and we were pleased to be able to support other societies to deliver their virtual events throughout the crisis. We welcomed a combined total of over 1,800 participants registered for these events during the year.



INDIAN RADIOLOGICAL & IMAGING ASSOCIATION

Indian Radiological Imaging Association
– Artificial Intelligence

The collaboration was driven by our President Dr Sri Redla and supported by Chair of Clinical Informatics and Intelligence SIG, Dr Vijay Jayaram and Chair of the South West branch Professor Sanjay Gandhi.



Internal Dosimetry User Group (IDUG) event

This proved to be the most popular event for this group with three times the number of registrations than for face-to-face events.



British Association of Magnetic Resonance Radiographers (BAMRR)
– Annual Conference



British Society of Thoracic Imaging (BSTI) – Annual Conference and AGM



InHealth – The radiology reset button has been pressed

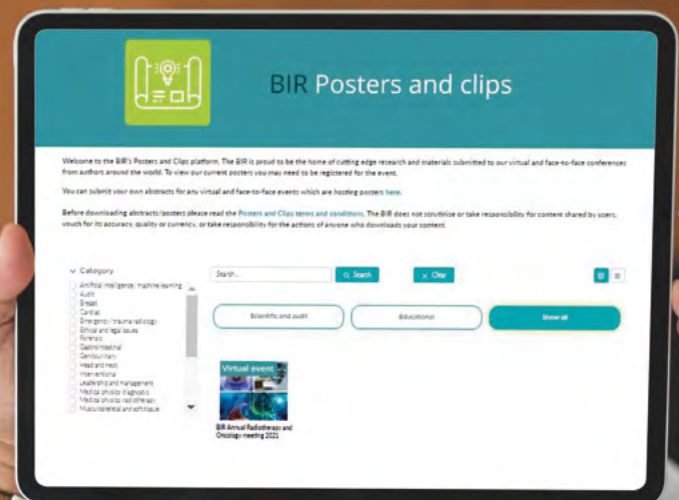


City University – Patient centred care in an era of artificial intelligence and technological innovations

POSTERS AND CLIPS AT BIR EVENTS

The Posters and Clips feature in MyBIR is a great new way for event delegates to showcase their work and research. It allows participants to submit and monitor their own abstracts, posters, clips and videos electronically at our major events.

The submission process is quick and easy and delegates can view all accepted posters online before, during and after the event.





GROWTH IN MEMBERSHIP

This year we introduced new international rates and a special rate for members from all the societies in the BIR World Partner Network.

This made membership more accessible than ever to countries outside the UK and allowed us to share our resources with the wider community across the world.

As our online education programme expanded this year, our international member-base doubled, growing from 6% to 14% of members.

International members



TMC
a Unilabs company

WELCOME TO TMC RADIOLOGISTS

TMC became the first teleradiology company to provide BIR membership to all the radiologists it employs.

This is a unique and extremely exciting development for TMC and all its clinical staff, enabling access to a world-class educational platform in partnership with the BIR, supporting our continued learning and quality agenda as we strive for the best standards throughout our professional service.

Dr Gareth Davies, UK Medical Director of TMC



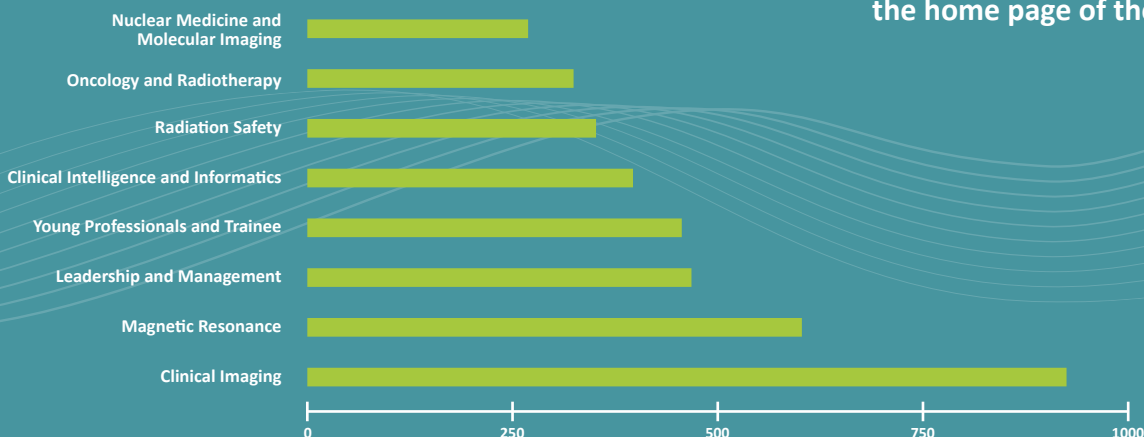
SPECIAL INTEREST GROUP INVOLVEMENT

Every BIR member can choose to join one or more of our Special Interest Groups (SIGs) and this year the number of opt-ins to join one or more SIG has increased by more than 900.

3,858
SIG members

Participants receive regular updates from the SIG and are the first to hear about events and activities at the planning stage.

To join a SIG, log in to MyBIR on the home page of the website.

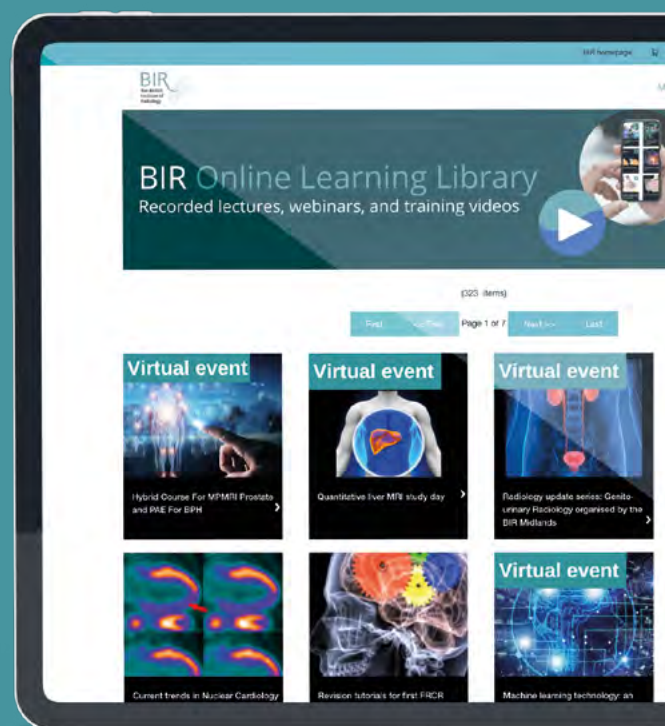


ONLINE LEARNING LIBRARY

The BIR Online Learning Library continued to grow, with 98 new recorded lectures added this year.

Members now have free instant access to over 280 lectures which can be watched at any time and on any device.

307
recorded lectures
in our library



CORPORATE MEMBERS

This year we welcomed **Aidence**, **Annalise.ai**, **BD** and **Everlight** as corporate members.

Corporate members are an integral part of the BIR community and volunteers from our corporate members participate on our Council, Education Committee and Special Interest Group management committees.

We welcome participation in devising and delivering events and we have been grateful for continued sponsorship of events from corporate members and other companies during this challenging year.

With sincere thanks to our platinum sponsors



Corporate Members contribute in a range of different ways. For example, BD helped deliver a roundtable on Lung Imaging, AAA has worked with the BIR events team to produce a webinar on *DOPAVIEW (fluorodopa (18F)) for PET imaging in oncology and neurology* and Annalise.ai has produced a webinar called *The anatomy of radiology AI: the hype, the reality and the rise of comprehensive AI tools* with a follow-up blog post.

The BIR is a fantastic organisation, committed to truly supporting the radiology community. I am honoured to partner with the BIR to further show today's radiologists how AI can reduce some of their workload and help them provide better healthcare.

Dr Lizzie Barclay, Medical Director, Aidence

We are delighted to become a member of the British Institute of Radiology. There is strong alignment with BD peripheral intervention and the BIR with emphasis on the multidisciplinary approach for the treatment of patients, using innovation and best practice.

Helen Hardwick, BD Country Lead, Interventional

WHAT OUR MEMBERS SAY

The current work I am doing with BIR is hugely important to me and I am grateful for the opportunity. I chair scientific meetings and have been given the means to engage the radiotherapy workforce on a national scale to help support development and reinforce the awareness and engagement of my profession—Dosimetrist.

The BIR is actively engaging the Dosimetrist workforce and I think should be commended for this effort. Dosimetrists should join and avail of the encompassing support that can be provided under the BIR umbrella.

Karen Bradley, Senior Dosimetrist, North West Cancer Centre, N. Ireland



The BIR is committed to supporting radiologists contribute to the very best healthcare for patients. The BIR team is one of the most dedicated I have ever met at a professional society. It makes me proud to be a small part of this great community.

Professor Dirk Pickuth, Consultant Radiologist, Saarbrücken, Germany



The BIR has given me access to a lot of opportunities and social experiences with lovely people. I've made many friends on the management group and I am now gaining leadership experience. Being a member of the BIR means being part of a community of talented individuals who are constantly making waves in imaging.

Meghavi Mashar, Specialty Registrar, University College London Hospitals



Continuous learning and improving throughout my career is important to me and the BIR is a perfect fit. The multidisciplinary team approach speaks to my values of collaboration and everyone's voice having a value. InHealth offers complimentary membership of BIR as a staff benefit. Our staff love the training programmes, anatomy 3D and journal resources.

Wendy Wilkinson, Radiographer and Director of Clinical Quality, InHealth



BRANCHES AND SPECIAL INTEREST GROUPS

BRANCHES

The Scottish branch was delighted to host the first BIR regional branch virtual educational meeting in February 2021, with GI imaging as the theme.



Dr Khalid Ali, Chair of the Scottish branch said *"It was inspiring to have a good attendance and receive positive feedback. I very much enjoy organising such events and I am already looking forward to our next meeting when we hope to meet in person"*.

Branch	Chaired by
East of England	Dr Nicholas Screaton Consultant Cardiothoracic Radiologist
Midlands	Dr Salil Karkhanis Consultant Interventional Radiologist
North of England	Dr Alaa Jaly Consultant Radiologist
Northern Ireland	Ms Denise Crone Education and Lead Radiographer
Scotland	Dr Khalid Ali Consultant Musculoskeletal Radiologist
South West	Professor Sanjay Gandhi Consultant Radiologist
Wales	Dr Gareth Tudor (temp Chair) Consultant Radiologist
Wessex	Dr Ausami Abbas Consultant Radiologist

SPECIAL INTEREST GROUPS

Our Special Interest Groups (SIGs) are drivers of much of our educational programme, help determine policy, participate in external committees and working parties, write position papers, and contribute to the BIR's publishing operation.

All members can now opt in to an open SIG, registering their interest when they join or update their details on MyBIR, and receive regular updates from the chair. Those prepared to give a little more commitment can get involved with the management groups and join the regular meetings.

SIG	Chaired by
Clinical Imaging	Dr Kannan Rajesparan Consultant Musculoskeletal Radiologist replaced by Dr Mohammed Ali Shah Consultant Radiologist
Clinical Intelligence and Informatics	Dr Vijay Jayaram Consultant Radiologist
Leadership and Management	Dr Elizabeth Loney Consultant Radiologist, and Clinical Lead
Magnetic Resonance	Professor Martin Graves Head of MR Physics and Radiology IT
Nuclear Medicine and Molecular Imaging	Dr Shaunak Navalkisoor Consultant Physician in Nuclear Medicine
Oncology and Radiotherapy	The Rev Canon Dr Mike Kirby , Lecturer (Radiotherapy Physics) and Director of Studies (MSc in Radiotherapy), Honorary Lecturer in Cancer Sciences (School of Medical Sciences), Canon Scientist, Liverpool Cathedral
Radiation Safety	Mr Peter Hiles Head of Radiation Physics
Young Professionals and Trainees	Dr Jim Zhong Specialist Registrar in Radiology, replaced by Dr Sally Zebari ST Radiologist

EXTERNAL AFFAIRS

BIR WORLD PARTNER Network

We were pleased to be able to support all the societies in the BIR World Partner Network by providing regular resources, including access to our COVID-19 event series.

We met online with all our partners and were pleased to welcome a new member to the network, the American Association of Physicists in Medicine (AAPM).

If you would like your society to be part of the network please contact communications@bir.org.uk



MR SAFETY WEEK 27–31 JULY 2020

For MR Safety week in 2020 we focused on the learning that can be gained from real-life incidents, what went wrong and how processes were subsequently improved. Each day we published a new Safety Advice Sheet and encouraged MR professionals to share and discuss with colleagues.

AWARDS & PRIZES

BIR awards and prizes recognise and applaud the hard work and achievements of our radiology and radiation oncology community. They showcase success and can improve career prospects. We were proud to present the following awards this year:

BIR MEDAL FOR OUTSTANDING INTERNATIONAL ACHIEVEMENT

Professor Eliseo Vano

for extensive services to radiation safety

2020 was the launch year for this prestigious prize which recognises transformative and outstanding achievement in radiology, radiation oncology or the associated sciences across the world.

Professor Vano has been at the forefront of radiation protection at an international level for many years, instrumental in IAEA programmes of optimisation in radiation protection for cardiologists in South America and has been intimately involved in the IAEA education programmes for radiation protection in fluoroscopy.

Professor Eliseo Vano, *Professor of Medical Physics at the Faculty of Medicine of the Complutense University in Madrid and Head of the Medical Physics Service at the San Carlos University Hospital, Spain*



SIR GODFREY HOUNSFIELD MEMORIAL LECTURE

Professor Dame Clare Gerada

Lecture entitled: *Leadership during a crisis*

Established in memory of Sir Godfrey Hounsfield and his pioneering work in CT. The lecture is given at the BIR's Annual Congress.

Canon
CANON MEDICAL SYSTEMS LTD

MAYNEORD MEMORIAL LECTURE

Professor Evis Sala

Lecture entitled: *Integrated radiogenomics for virtual biopsy and treatment monitoring in ovarian cancer*

Founded in memory of Professor W V Mayneord CBE FRS, past president and honorary member of the BIR.



BIR MAKE IT BETTER SERVICE AWARD

Dr Alexandra Stewart and team

For developing the 'One-Stop Papillon Clinic', providing advance patient information and enabling radiotherapy on the day of the initial consultation for patients travelling long distances for treatment.

Awarded for development in a radiology or radiotherapy service to make it more effective, or improve patient experience.

BIR NIC MCNALLY AWARD

Mr Conrado Guerrero Quiles

Paper entitled: *Protemic profiling of hypoxia-induced changes in cell derived extracellular matrix from bladder cancer cell lines*

In memory of Dr Nic McNally, this prize is awarded to a radiobiology researcher who may be scientifically or medically qualified.

BARCLAY MEDAL

Dr Ya Ruth Huo

Paper entitled: *Pneumothorax rates in CT-Guided lung biopsies: a comprehensive systematic review and meta-analysis of risk factors*

Founded in memory of Dr Alfred Ernest Barclay, the Barclay Medal is awarded annually to the person whose contribution to *BJR* has been a piece of original research of special merit.

EARLY CAREER INVESTIGATOR AWARD

Dr Meng Chen



Paper entitled: *Diagnostic performance of deep learning-based vascular extraction and stenosis detection technique for coronary artery disease*

This award is aimed at encouraging early career workers in the general areas of diagnostic imaging, radiotherapy and related topics to carry out and publish research.

DR PRAFULLA KUMAR GANGULI AWARD

Dr Enrico Novelli

Paper entitled: *First report of ⁶⁸Ga-PRGD2 PET-MRI molecular imaging of vaso-occlusion in a patient with sickle cell disease*

The BIR Dr Pafulla Kumar Ganguli Award is made to the author of the best original case report published in *BJR* Case reports during the previous calendar year.

GROWTH & NUMBERS

Membership

+13%

Paid membership

+16%

Retention rate

+2%

Article submissions

+45%

Articles downloaded

+18%

Event delegates

+166%

Annual congress delegates

+223%

The BIR has achieved operating surplus for a second year despite the pandemic. 2020–21 saw record membership, event delegates and journal readership.

Members

3,568

SIG management group members

110

Journal authors

3,855

Trustees

12

SIG members

3,858

Number of downloaded papers

1,228,647

Ambassadors

26

Event organisers

59

BIR World Partner Network
member organisations

21

Branch chairs

8

Speakers

303

Views of online lectures/webinars
and events

31,612

Branch committee members

51

Journal editors

161

Views of COVID-19 lectures

23,837

SIG chairs

8

Journal peer reviewers

1,876

FINANCES

The Institute recorded an operating surplus of £725 and a net surplus of £741K for the 12 months to 31 March 2021 in comparison to a net deficit of £506K in the previous year.

The increase in net surplus was caused by the investment portfolio recovery following the initial market's reaction to the COVID-19 pandemic.

Income for the 12 months to 31 March 2021 was £1.68 million. The principal sources of revenue are publishing (£982K), education (£279K), membership (£256K) and dividend income from the investment portfolio (£146K). Expenditure for the year was £1.68 million.

The Institute's net current liabilities include some payables but in the majority it consists of income received in advance for next year's activities. This means that the Institute doesn't owe money but it owes delivery of services (journals, membership and events) for the coming months.

TRUSTEES' STATEMENT

These summarised accounts contain information from the statement of financial activities and the balance sheet for the year ended 31 March 2021, but are not the full statutory reports and accounts.

The auditors, Sayer Vincent, have issued an unmodified report on the full financial statements and on the consistency of the trustees' annual report with those financial statements, which were approved by the Council on 29 June 2021 and have been submitted to the Charity Commission.

The summarised accounts may not contain sufficient information to allow for a full understanding of the financial affairs of the Institute. For further information, the full statutory report and accounts can be downloaded from the Institute's website at www.bir.org.uk.



Dr Sri Redla

BIR President

Signed on behalf of the trustees

STATEMENT OF FINANCIAL ACTIVITIES

Year ended 31st March 2021 2021 2020
£'000 £'000

Incoming resources

Publishing	982	1,096
Education	279	517
Membership	256	241
Digital Learning	15	0
Other Income	152	167
Total Incoming Resources	1,684	2,021

Resources Expended

Publishing	803	814
Education	461	721
Membership	284	317
Digital Learning	92	52
Governance costs	10	14
Other	5	6
Investment management fees	28	26
Total Resources Expended	1,683	1,950

Net outgoing resources for the year	1	71
Unrealised (loss) gain on investments	740	(577)
Net movement in funds	741	(506)
Funds brought forward	4,671	5,177
Funds carried forward	5,412	4,671

Balance sheet as at 31st March 2021

Tangible Fixed Assets	69	86
Investments at Market Value	5,353	4,640
Total Fixed Assets	5,422	4,726
Current Assets	1,316	1,166
Current Liabilities	(1,326)	(1,221)
Net Assets	5,412	4,671



Registered charity number 215869

visit bir.org.uk

admin@bir.org.uk

+44 (0)20 3668 2220

48–50 St John Street, London, EC1M 4DG

[f](https://www.facebook.com/BritishInstituteOfRadiology) /BritishInstituteOfRadiology

[in](https://www.linkedin.com/company/the-british-institute-of-radiology) The British Institute of Radiology

[@BIR_News](https://twitter.com/BIR_News) [@BJR_Radiology](https://twitter.com/BJR_Radiology) [@BIR_YPAT](https://twitter.com/BIR_YPAT)