

COVID-19 IMAGING
Virtual event
CPD: 3 CREDITS



Bayer have part
funded this event

PHILIPS



SIEMENS
Healthineers 

COVID-19 IMAGING

Virtual event

CPD: 3 CREDITS

These are unprecedented times and COVID-19 has impacted all of us in one way or another. This event will look at the impact it has had and continues to have on imaging.

Chest X-ray tends to be the first imaging modality on patients with suspected or confirmed COVID-19. This will be explored and compared to the use of CT. Grading of chest X-rays will be discussed as will the epidemiology of the disease. The impact of the virus on radiology departments, including radiographic practice, will be presented. The role of imaging – pathways and guidance will be shared. A Clinician will enhance this virtual event by sharing insights into the pathophysiology. There will be plenty of opportunities to ask questions of the various speakers too.

14:00 Introduction and background

Dr Sridhar Redla, Honorary Secretary, President Elect, British Institute of Radiology

14:05 Epidemiology and CXR grading

Dr Mary Roddie, Consultant Radiologist, Imperial College Healthcare NHS Trust

14:35 Q and A

Dr Mary Roddie, Consultant Radiologist, Imperial College Healthcare NHS Trust

14:45 Impact on radiology including radiographic practice

Dr Sridhar Redla, Honorary Secretary, President Elect, British Institute of Radiology and Dr Nick Woznitza, Consultant Radiographer, Homerton University Hospital, Canterbury Christ Church University

15:15 Q and A

Dr Sridhar Redla, Honorary Secretary, President Elect, British Institute of Radiology and Dr Nick Woznitza, Consultant Radiographer, Homerton University Hospital, Canterbury Christ Church University

15:30 Break

15:45 Role of imaging- pathways and guidance

Dr Nick Screaton, Consultant Cardiothoracic Radiologist, Papworth Hospital NHS Foundation Trust

16:15 Q and A

Dr Nick Screaton, Consultant Cardiothoracic Radiologist, Papworth Hospital NHS Foundation Trust

16:25 Clinical aspects of COVID-19

Dr Muhammad Anwar, Consultant Respiratory Physician, Princess Alexandra Hospital, Harlow

16:50 Q and A

All speakers

17:00 Close of event

Biographies and abstracts

Dr Muhammad Anwar, Consultant Respiratory Physician, Princess Alexandra Hospital, Harlow

Dr Muhammad Anward is a Chest Consultant who trained at North West Thames London Deanery in 2013. He has a specialist interest and is a lead in interstitial lung disease, tuberculosis, venous thromboembolism, bronchiectasis and endobronchial ultrasound-guided transbronchial needle aspiration.



Dr Sridhar Redla, Honorary Secretary, President Elect, British Institute of Radiology

Dr Sri Redla is currently BIR Honorary Secretary and is a Consultant Radiologist and the Clinical Lead for the AI Assurance Board, helping the Trust with the Digital strategy at Princess Alexandra Hospital, Harlow. Dr Redla was Chair of the Clinical Imaging Special Interest Group (SIG) at the BIR and has taken an active lead in supporting special interest group and branches. He has also played a vital role in helping to develop and grow the BIR Annual Congress. Dr Redla was the College Tutor for Radiology at Princess Alexandra Hospital, Harlow and a member of the East of England Deanery Radiology Training Committee between 2004 and 2007. He has taken on various management roles in his Trust from 2007.

Impact on radiology including radiographic practice

The COVID-19 pandemic is having and will continue to have a major impact on radiology practice now and in the foreseeable future. The talk will mainly cover the radiology services preparedness to cope with this healthcare emergency and summarises the guidance issued by various professional bodies.



Dr Mary Roddie, Consultant Radiologist, Imperial College Healthcare NHS Trust

Dr Mary Roddie is a Consultant Thoracic Radiologist from London with a major interest in group learning from error and exemplary practice as well as the development of electronic teaching material for shared learning. She was the inaugural convenor of the Radiology Events and Learning programme at Imperial College Healthcare NHS Trust and chaired the READ panel (now the REAL panel) of the Royal College of Radiologists from 2016 to 2019. She is past secretary of the British Society Thoracic Imaging and is currently chair of the Fellowship Examination Committee of the RCR.

Epidemiology and CXR grading

The presentation will give a brief update on the epidemiology of the COVID-19 pandemic and then describe the findings on chest radiography based on early local experience with particular reference to advice from the British Society of Thoracic Imaging (BSTI) regarding standardised reporting and the imaging decision tool.

Biographies and abstracts



Dr Nick Sreaton, Consultant Cardiothoracic Radiologist, Papworth Hospital NHS Foundation Trust

Dr Nick Sreaton is a Consultant Cardiothoracic Radiologist at Papworth Hospital Cambridge. His specific areas of interest are imaging in airways disease, interstitial lung disease, pulmonary hypertension and lung cancer screening. Nick has undertaken various roles in recent years including President of the British Society of Thoracic Imaging 2009-13, NICE committee work, representation on Specialised Imaging NCRG and guidelines development work with RCR, BTS and NICE. Nick is also Chair of the BIR's East of England Branch.



Dr Nick Woznitza, Consultant Radiographer, Homerton University Hospital, Canterbury Christ Church University

Dr Nick Woznitza is a Consultant Radiographer, specialising in plain imaging reporting. As part of a team of reporting radiographers, he provides a significant contribution to diagnostic capacity and has successfully implemented several radiographer led-reporting initiatives. Nick is an accredited Consultant Practitioner with the College of Radiographers and also as an Advanced Practitioner with the Australian Society of Medical Imaging and Radiation Therapy. Nick was the overall winner and practice innovator of the year at the 2017 Chief Allied Health Professions Officer awards.

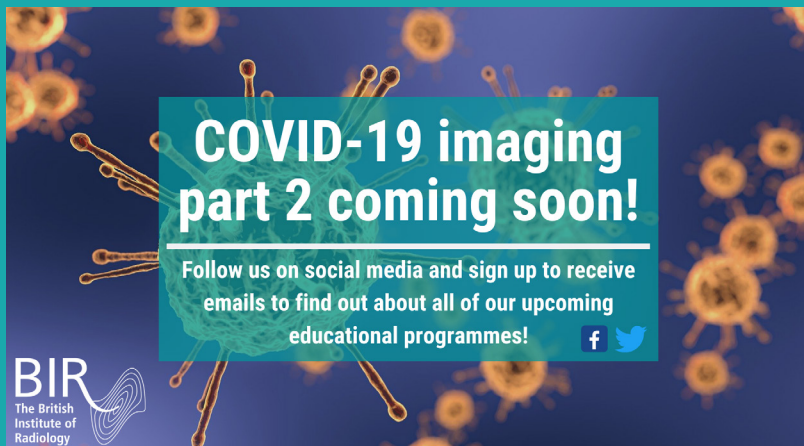
Join us

Join the BIR today to benefit from reduced delegate rates for our events.

For membership information visit:
www.bir.org.uk/join-us



COVID-19 IMAGING

Virtual event



**COVID-19 imaging
part 2 coming soon!**

Follow us on social media and sign up to receive emails to find out about all of our upcoming educational programmes!

BIR
The British
Institute of
Radiology



@BIR_News



/britishinstituteofradiology



The British Institute of Radiology

48–50 St John Street, London, EC1M 4DG
www.bir.org.uk

Registered charity number: 215869

