

BIR

The British
Institute of
Radiology



ANNUAL REVIEW

2016–2017



The British Institute of Radiology (BIR) is the international membership organisation for everyone working in imaging, radiation oncology and the underlying sciences. We have approximately 2,700 individual and 36 company members.

Our aims are to:

- Support the work of our members and their colleagues to achieve professional excellence
- Provide continuing professional development for our multidisciplinary community
- Publish cutting edge research for our readers and authors across the world
- Influence and connect with the wider professional sector

We are a not-for-profit organisation and are governed by and for our members.

*Working together to
improve medicine, health and
patient care through the science
and practice of imaging and
radiation oncology.*

Charter

With origins dating back to 1897, the BIR is the world's oldest radiological society. It was granted a Royal Charter in 1958 and became a registered charity in 1963.

Patron

Her Majesty the Queen

Governance

The Council is the governing body of the Institute. It normally comprises 12 trustees, six representing the Institute's traditional membership and six appointed for their expertise in relevant subject areas. Trustees are normally appointed for three years. Dr S Kleinert, Dr J Phillips-Hughes and Dr D Wilson retired on 30 September 2016. Mr M Patterson resigned on 8 May 2016. New trustees who joined on 1 October 2016 were Mr L Chipperfield, Mr A Craig and Dr N Screaton.

Members of Council at 31 March 2017 were:

President	Mr A Rogers
Vice Presidents	Dr S Harden Dr N Screaton Dr E Whitby
Honorary Treasurer	Mr A Craig
Honorary Secretary	Mr M Dunn
Ordinary Trustees	Mr L Chipperfield Ms R Rafiyah Findlay Mr P Harrison Dr J Moore Mr C Sloane Dr N Woznitza

Management Team

Chief Executive	Ms J Fowler (until 1 June 2017) Mr S Thompson (from 4 April 2017)
Head of Education	Dr S Adibi/Mrs J Edie
Head of Publishing	Miss S Anderton
Finance & Operations Manager	Mrs M Howlett
Communications Manager	Mrs C Cross

Principal Advisors

Auditors	Sayer Vincent, Invicta House, 108–114 Golden Lane, London EC1Y 0TL
Bankers	Barclays Bank plc, 1 Churchill Place, London E14 5HP
Investment Managers	Smith & Williamson, 25 Moorgate, London EC2R 6AY
Solicitors	Blake Morgan, Seacourt Tower, West Way, Oxford OX2 0FB
Registered Office	48–50 St John Street, London EC1M 4DG
Registered Charity Number	215869

Introduction

The fields of imaging and radiation oncology continue to develop at a fast pace, with technology opening up new possibilities for diagnosis and treatment, and providing interesting career opportunities for our members.

The 2016 to 2017 period was challenging for many. There are shortages of qualified professionals and people are working harder with more limited resources.

The British Institute of Radiology is focused on making sure our members have access to information, education and training that is convenient and affordable. As well as providing a larger number of face-to-face educational events, we also introduced 26 podcasts, 13 webinars, and our first online delivery of a full day event. This means that as well as being affordable, offering steep discounts on events and providing online resources free to members, we also offer convenience with educational content you can watch or listen to when it suits you.

Our flagship journal, *BJR*, is available free to members and continues to grow its range and quality of submissions in radiology, radiography and medical physics. We are delighted that *BJR* **case reports**, our flourishing open access journal is gaining a strong reputation for quality case reports in the field of radiology, radiation oncology and the allied sciences.



I joined the BIR team in April 2017, succeeding Jacqueline Fowler who retired after eight years. Jacqueline helped modernise the BIR, introducing online resources for members for instance, and digitising the *BJR* archive that dates back to just months after the discovery of X-rays by Wilhelm Röntgen.

She also developed an infrastructure that equips us well for the coming years. I look forward to helping build on these achievements in the years to come.

Simon Thompson

Chief Executive

President's report

This is my first report as President of the BIR, having taken over this role in September 2016. I would like to start by thanking my predecessor Dr David Wilson, whose term of office was notable for growth in both activity and membership.

The past year has been busy and productive, with achievements in education, publishing, and external engagement.

We held 37 scientific and educational meetings, including our biggest Annual Congress to date. The online resources we provide for our members grew significantly, building up to form a library of on-demand webinars, videos and podcasts.



Appearing on Alan Clifford's show on BBC Radio Nottingham.

We also launched an e-Learning for Healthcare programme on radiation protection for cardiology, delivered free to NHS staff, in collaboration with the British Cardiovascular Society and the Royal College of Physicians.

Our commitment to radiation safety was also realised through a suite of personal protective equipment (PPE) materials launched this year, including posters, videos and a book for staff working with radiation, to help reduce exposure to diagnostic X-rays and develop radiation safety knowledge in and beyond the radiology department.

The first blended learning portfolio was launched this year, built around a Fetal MRI interactive workshop supported by a range of online activities including webinars, videos and journal articles.

As part of our drive to gain recognition for the importance of radiotherapy in cancer treatment, the BIR Oncology and Radiotherapy Special Interest Group helped to deliver an event in conjunction with IPEM for



the Parliamentary & Science Committee at the Houses of Parliament. The event included talks from senior professionals in radiology, radiography, and medical physics, as well as a patient who had recovered from colorectal cancer. The audience included MPs and members of the House of Lords.

More than 40% of our events took place outside London this year, and we were delighted to hold inaugural events for our new South West branch in Plymouth and Bristol. Within the capital, a new London Branch committee was established.

None of this would be possible without the extraordinary work undertaken by BIR members as part of management committees for Special Interest Groups and Branches, as Trustees, as contributors and Editors for our publications, and as participants in events. Thank you to those members for your hard work and commitment. This includes the contribution made by our corporate members, whose numbers rose from 26 to 36 this year, and who support the BIR by providing knowledge and expertise, and helping to make prizes, bursaries and events possible through sponsorship. Thanks also to all the hard working staff of the BIR who have tirelessly supported the members in turning their ideas into hard events and content for our wider membership.

I would finally like to thank Jacqueline Fowler, who retired from the BIR in June 2017, for her years of dedicated service as Chief Executive and her manifold achievements over that time and welcome Simon Thompson to the role as we look forward to the challenges and opportunities to come.

Andy Rogers
President

Learning with the BIR

Education is central to the identity of the BIR and is a key benefit for our members. As the learning and continuing professional development (CPD) needs of our members have changed, so the BIR has evolved to support those needs.

Our objective is to deliver educational activities that are easily accessible, delivered in a number of formats both on and off line. This blended learning approach has influenced the development and delivery of a range of educational options that allow members to select those most appropriate to them.

Our face-to-face events are designed by experts to provide training in important topics for a range of professionals, and are delivered across the UK. In 2016–2017 we ran 37 events. Our emphasis over the next few years is to enhance the quality and availability of our educational products for professionals with limited time and restricted budgets.



"It was a good course and very beneficial for radiographers, particularly the ones who are new to the field of MRI. It was very stimulating as it provided a glimpse of how to report and interpret MRI scans."

Preliminary Clinical Evaluation in MRI

Radiation Protection for Cardiology

NEW

The BIR was delighted to lead a collaboration between itself, the British Cardiovascular Society, the Royal College of Physicians and e-Learning for Healthcare to develop a training resource that meets the mandatory curriculum requirements for trainee cardiologists in Ionising Radiation (Medical Exposure) Regulations. The course comprises six interactive online 30-minute sessions with a formal assessment and certificate of completion. The course has been available since May 2016 on the e-Learning for Healthcare website and is free of charge for NHS employees.

Portfolio Learning

NEW

The BIR launched its first learning portfolio – on the subject of Fetal MRI – in February 2017. The concept allows participants to acquire knowledge and skills in a topic area via a range of educational activities (such as interactive workshops, webinars, training videos, peer-reviewed articles) and submit a portfolio of evidence and self-reflection to receive a certificate of completion. Other topic areas are currently in development.

Online Education

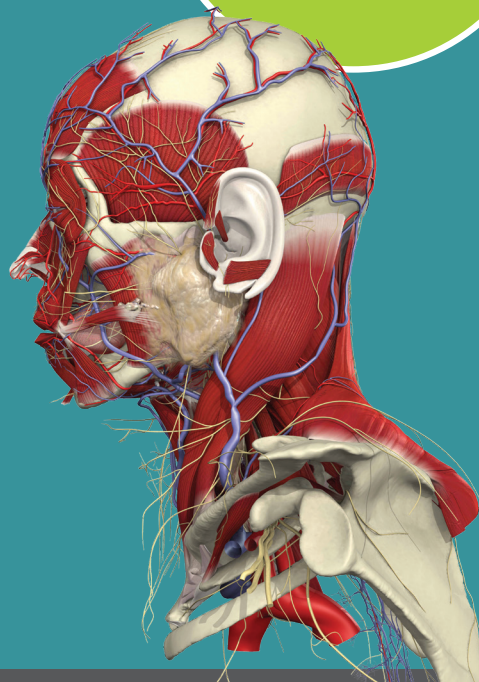
A growing range of online education is available free-of-charge to BIR members. Webinars that allow participants to interact with each other as well as the authoritative speaker(s) are available to watch live, and on-demand after the broadcast. In addition, a selection of lectures from face-to-face events are available as member-only resources.

In June 2016, we broadcast our first online delivery of a full day event, Virtual Environment in Radiotherapy (VERT): an educational study day for present and new users, and this is now available to watch on-demand.



"The webinar is relevant to my scope of practice. It is convenient in terms of times and location."

Consultant Radiologist
Royal Lancaster Infirmary



WHAT MEMBERS GET:

- Discounts on approved and CPD-accredited educational events
- Free access to a library of on-demand webinars, filmed lectures, speaker podcasts and postcasts
- Participation in free monthly live webinars with CPD accreditation and reflective learning opportunities
- Free access to Primal Pictures multimedia 3D anatomy software for teaching and learning
- Research resources, guidance documents and study skills kits for students
- A personal online resource, MyBIR, to store CPD certificates and provide access to member-only resources
- Access to **BIR, Imaging** and other publications

Publishing with the BIR

The British Institute of Radiology is an independent publisher of *BJR*, *BJR|case reports* and *DMFR (Dentomaxillofacial Radiology)*, the latter on behalf of the International Association of Dentomaxillofacial Radiology. We also publish a number of book titles.

We have continued the development of *BJR* and its sister journal, *BJR|case reports* and we have added value for both authors and readers by:

- Enhancing the content with multiple choice questions (MCQs) attached to some articles, providing readers with free CPD
- Providing short article-related podcasts, such as expert opinion pieces or author Q&As
- Partnering with Publons to provide a free service that allows researchers to track, verify and showcase their reviewing and editorial contributions

WHAT MEMBERS GET:

- Free online access to *BJR* and its entire back catalogue
- 50%+ discount on author processing charges to publish in *BJR|case reports*
- Free online access to *Imaging*, an archive of educational review articles
- Free online and hard copy subscription to *Health Management* journal and online access to its libraries of journals
- Access to over 60 radiology, diagnostic imaging, medical physics, radiotherapy, nuclear medicine and oncology online journals
- Free access to medical databases such as MEDLINE and CINAHL Plus, and full-text articles in relevant online journals
- Discounts on BIR books and Wisepress publications



BJR|case reports

Personal Protective Equipment guidance materials

NEW

In September 2016, we launched a suite of guidance products on the correct use, care and storage of personal protective equipment (PPE), supported by corporate member, Midland Lead.

The BIR's Radiation Safety special interest group (SIG) developed the materials to give practical guidance on (a) how users should select, wear and maintain their PPE and (b) how to comply with regulations, including preparing a risk assessment.

The guidance includes a short book, two posters (available in two sizes, A2 and A3) and three videos showing how to wear PPE correctly, how to care for PPE and how to screen for damage.

The videos are free for all to view while the book and posters are available to purchase with discounts available for BIR members.



Trainee and young professional focus



The BIR has a thriving trainee membership and is working increasingly to support young professionals in the early stages of their careers. This is driven by our Young Professionals and Trainees (YPAT) special interest group, a dynamic and energetic group of members who develop educational events and other resources geared to training needs.

The YPAT itself is a fabulous training ground for gaining 'softer' skills such as chairing meetings, managing people and groups, organising and presenting at an educational event – all skills that will help provide experiential evidence and enhance a CV.



Chao Jin Ho receiving the BIR Philips Student Travel Award from President, Andy Rogers.

"Excellent event which provided a good understanding regarding future prospects of a career in radiology."

The Future of Radiology in the NHS: Top Topics for Interviews



Trainee membership is offered at very cost-effective rates. There are also group discounts available to NHS trusts, schools of radiology and other bodies involved in the employment and/or training of young professionals, with whom the BIR is increasingly collaborating to design appropriate resources.

In addition to all the advantages of individual membership (mentioned elsewhere in this report), trainees can enjoy benefits targeted specifically at their career stage. These include:

- Face-to-face educational events, such as mock interviews, essential physics for the FRCR, how to publish research and an annual trainee conference
- Opportunities to present posters and e-posters
- A range of awards and prizes
- More than 50% discount on the standard rate to publish in *BJR* **case reports**, the BIR's open access journal
- Study aids such as:
 - Anatomy TV by Primal Pictures, a 3D interactive anatomy resource, which is free for BIR members to access
 - Imaging Single Best Answers – a book and app designed for those taking the Final FRCR (Part A) exam

Engaging with the Professional Network via the BIR

The Institute is a truly multidisciplinary membership organisation open to anyone with a professional interest in the subjects of radiology, radiation oncology and the underlying sciences. That means that all members of the team can join no matter what discipline, from student up to consultant level.

Our focus is on developing and delivering professional and educational benefits that support our members' career progression. We are continuously adding new benefits, which concentrate on the elements that our members have told us will enhance their professional lives and this year we created an introductory video to show members around the various resources available on our website.

One of the benefits members truly value is the opportunity to network with other professionals via face-to-face events or interact via social networking, committees and special interest groups (SIG). Our SIGs allow members, no matter where they are located, to participate in educational activities, discussion forums, development of best practice and responses to consultation documents. They form the backbone of the BIR. More proactive members have the opportunity to join the management groups (one per SIG) and contribute to educational developments, reports and publications, and influence national and international policy via regulatory and research documents.

"Really enjoy coming for information and networking. Always come away feeling I have learnt something. This was my third year attending."

IRMER Update

"The great strengths of the BIR are its inclusivity, multidisciplinary representation and nimbleness in responding to members' needs, and its sense of community."

Trustee



We currently have SIGs in the following subject areas:

SIG	Chaired by
Clinical Imaging	Dr Sri Redla, Consultant Radiologist and Clinical Director at Princess Alexandra Hospital, Harlow
Clinical Intelligence and Informatics	Dr Vijay Jayaram, Consultant Radiologist at Northwick Park Hospital. He replaced Dr Andrew Reilly in 2017.
Magnetic Resonance	Dr Shonit Punwani, Consultant Radiologist at University College London
Nuclear Medicine and Molecular Imaging	Dr Shaunak Navalkissoor, Consultant Physician in Nuclear Medicine at the Royal Free Hospital, London
Oncology and Radiotherapy	Ms Nicola Blackler, Head of Treatment Planning at Derriford Hospital, Plymouth
Radiation Safety	Mr Peter Hiles, Head of Radiation Physics in North Wales
Young Professionals and Trainees	Dr Nassim Parvizi, Academic Clinical Fellow and Specialist Registrar in Clinical Radiology at the Oxford University Hospitals NHS Trust



(left to right) Dr Nicola Strickland (President, RCR), Andy Rogers (President, BIR), Peter Brettle (President IPREM) and Steve Herring (President, SCoR)



We also have a network of regional branches that operate across the UK that contribute to the development and delivery of local scientific meetings and help to share local innovation and good practice. Some of our regional events are less formal with a greater opportunity to network. These are managed by and for members and the events programme is a reflection of the professionalism, expertise and motivation of the individuals who donate their time to the committees.



"Value packed event - full of very useful tips with clearly presented examples and explanations of best practice."

Luminal GI Imaging

Branch	Chaired by
East of England	Dr Nicholas Screaton, Consultant Cardiothoracic Radiologist at Papworth Hospital, Cambridge
London	Dr Amanda Isaacs, Consultant Musculoskeletal Radiologist at Guy's and St Thomas' Hospitals NHS Foundation Trust.
Midlands	Dr Salil Karkhanis, Consultant Radiologist at Queen Elizabeth Hospital Birmingham
North of England	Dr Lorna Sweetman, Clinical Scientist and Radiation Protection Adviser at the Christie NHS Foundation Trust
Scotland	Dr Giles Roditi, Consultant Radiologist at Glasgow Royal Infirmary
South West	Dr Jenna Millington, Army Radiology Registrar based in Plymouth
Wales	Dr Amy Clayton, Consultant Radiologist at Princess of Wales Hospital, Bridgend
Wessex	Dr Ausami Abbas, Consultant Radiologist at University Hospital Southampton NHS Foundation Trust

WHAT MEMBERS GET:

- Opportunities to join a range of online multidisciplinary special interest groups (SIGs) to share knowledge and influence good practice
- Opportunities to join a SIG management committee to support the development of education and guidance documents
- Local events with the possibility of becoming more closely involved by joining a regional branch committee
- Free optional membership of the International Radiation Protection Association
- Special discount on membership of the Royal Society of Medicine
- Special discount on membership of the Institute of Physics
- Special discount on membership of the American Roentgen Ray Society
- Opportunities to apply for a range of bursaries and awards, much of it sponsored by industry
- A home insurance scheme via a special arrangement with Lloyd and Whyte
- Job vacancies online via the BIR's Jobs Board
- E-newsletter that rounds up essential BIR news

Raising the profile

The BIR has done much to raise the profile of radiology, radiation oncology and the underlying sciences in the past year, and has worked collaboratively with other organisations to increase awareness of subjects related to the work of our members.

- We responded to a number of consultation documents throughout the year and produced our first position papers on proton beam therapy and the efficacy of hypofractionated radiotherapy
- We were among 20+ organisations to develop and support a statement released by the Stroke Association calling for a renewed focus to improve stroke services following the end of the 2007 National Stroke Strategy
- We secured representation on key boards and groups: Radiotherapy Awareness Programme, SRP International Committee, IEC MT14, Image Gently and the IPEM MR Safety working party
- We enhanced the history resources on our website for the public to view the major developments in each decade from the 1920s to the 1990s
- We supported the International Day of Radiology and World Radiography Day in November by producing a word search and crossword for staff and patients
- We attended 14 conferences in the UK and internationally

The Future of Imaging

We worked collaboratively with Media Planet and several other membership organisations to compile a 16 page print and online supplement, The Future of Imaging, distributed with the *Guardian* newspaper to an audience of over 160,000. The publication was aimed at raising awareness of the role imaging plays in healthcare and was introduced by BIR President, Andy Rogers. Other articles commissioned by the BIR included: radiographer reporting by Professor Nigel Thomas and BIR trustee, Dr Nick Woznitza; artificial intelligence by Dr Vicky Goh and radiation safety by Radiation Safety SIG Chair, Peter Hiles.





Outside the
Palace of Westminster

(Left to right)
Charlotte Beardmore,
Dr Alexandra Stewart,
Mark Davies,
Professor Andy Beavis.

BIR Parliamentary Event | Radiotherapy: Cancer treatment of the past or future?

A big achievement during the year was securing an evening of presentations at the Houses of Parliament. Working collaboratively with the Institute of Physics and Engineering in Medicine (IPEM), we presented Radiotherapy: Cancer Treatment of the Past or Future?, which was chaired by Stephen Metcalfe MP.

The multidisciplinary presentation was delivered by Dr Alexandra Stewart (Consultant Clinical Oncologist, Royal Surrey Hospital), Mark Davies (a patient who has had radiotherapy), Charlotte Beardmore (Director of Professional Policy, Society and College of Radiographers) and Professor Andy Beavis (Head of Radiation Physics, Hull and East Yorkshire Hospitals).

The talk was delivered to an audience of MPs, members of the House of Lords and members of the Parliamentary and Scientific Committee, which included representatives from scientific bodies, science-based industry and the academic world.

The wide-ranging talks covered history, efficacy, patient experience, challenges and technological advances with the "take home message" being that radiotherapy is a cost effective treatment that should be prioritised as it can improve both life expectancy and quality of life for patients.



Partnering with the BIR

The BIR differs from many of its fellow membership organisations by offering membership to industry on an equal footing with individual members. We welcome organisations of all sizes with an interest in radiology, radiation oncology and the underlying sciences to demonstrate their corporate social responsibility. By working with us, companies can network with key stakeholders, advertise and promote themselves at discounted rates, help develop educational resources and collaborate with us on bespoke projects.

Our commitment to personalising our relationship with each company and our enhanced subscriber package has helped to increase corporate membership by 38% in the past year.

Educational developments

When InHealth joined the BIR, it immediately enrolled approximately 500 of its radiographers as BIR members, giving them access to all the benefits of individual membership as well as a training programme tailored to their needs. Wendy Wilkinson, InHealth's Director of Clinical Quality, was invited to join the BIR's Education Committee to help inform the future direction of educational development. As a result, the BIR and InHealth collaborated with Canterbury Christ Church University to deliver an interactive workstation event, Preliminary Clinical Evaluation in MRI, in March 2017. The BIR also backed InHealth during its MR safety week with a blog and support on social media.

Since the acquisition of RIG Reporting by InHealth, the BIR has collaborated with InHealth Radiographer Reporting and the Society and College of Radiographers in January 2017 to support a radiographer reporting study evening at Guy's and St Thomas' Hospital, London.


BIR / GE Radiation Safety Travel Award

NEW

The BIR / GE Radiation Safety Travel Award is a new initiative, which aims to share best practice in radiation safety. Applicants are asked to submit a new tool or resource to improve radiation safety in healthcare. This could be a device to warn, protect or assess the protection provided, or innovative software or a novel use of new technologies. The winner will receive £1,000, funded by GE, to present their innovation at a relevant scientific conference of their choice. The award, which will be made bi-annually, will be presented for the first time in 2017.

*"Excellent day
of interactive teaching
with good exchange of
comments between lecturers
and participants."*

BIR/DMC Imaging
'Hands-On' series: MRI of
the knee



BIR DMC Imaging 'Hands-On' course

“Joining the BIR demonstrates our commitment to the education and professional development for our staff. We encourage a culture of learning and progression and we are working collaboratively with the BIR’s education team to ensure our team gains quality-assured professional development and the opportunities to network and learn with other professions in diagnostic radiography.”

Wendy Wilkinson, Director of Clinical Quality
InHealth

Recognition award to Philips

We were delighted to make a special award to Philips during the year to recognise its sustained contribution to the BIR over a number of years. Not only has the company been a platinum sponsor for our education programme, but it has also funded our Trainee Award for Excellence and our Student Travel Bursary. Several Philips employees have been special interest group members and two senior managers have been BIR trustees in recent years, providing invaluable in-kind support and sharing of skills.



Peter Sutton and Neil Mesher celebrate receiving a special award on behalf of Philips

“As a healthcare company with over a hundred years of service and dedication to improving people’s lives and wellbeing, Philips has a long and close affinity with the BIR. We, like the BIR, see that radiology has contributed so much to medical care and has so much more to offer, so Philips was delighted to receive a corporate sponsor award from the BIR recognising our synergy in 2016. Philips is committed to helping patients and clinicians receive every possible benefit from innovations in radiology, and look forward to an ongoing partnership with the Institute that will continue to improve patient care well into the future.”

Neil Mesher, CEO and Managing Director
Philips UK and Ireland

Hands-On Workshops

To provide more interactive courses, we are partnering with DMC Imaging on a series of workstation-based workshops, which offer a limited number of participants the opportunity to review a wide selection of cases and learn with experts in the field. We have run these courses on a range of topics and are now looking to enhance the participant experience with value-added opportunities and extend the delivery of courses internationally in 2017–2018.



Dr Sujal Desai teaching on a BIR DMC Imaging ‘Hands-On’ course

“DMC Imaging is dealing with continuous growth in demand for routine and complex reporting through our sub-specialist radiologist teams, at a time when imaging departments face mounting pressure on the radiology workforce

Opportunities to train and to learn, at all levels of seniority, will be integral to ensuring we can deliver to the highest standards in the future. Once again we’re delighted to partner with the BIR to deliver hands-on training for radiologists and radiology sector professionals.”

Dr Sujal Desai, Clinical Director
DMC Imaging Ltd

What our members say

“ We became corporate members of the BIR as we felt it was important, as a specialist manufacturer of radiation safety products, to have access to the latest research and also hear first-hand from healthcare professionals the practical issues they were facing. We were therefore only too pleased to support the PPE guidance initiative which aims to improve knowledge and awareness of radiation safety within the healthcare community, and in doing so this has helped cement our own credentials as an expert supplier in radiation shielding.

The knowledge share has been two-way with both Jacqueline Fowler and Andy Rogers visiting our manufacturing plant to gain a better understanding of the manufacturing process.

We are now delighted to be part of the Radiation Safety special interest group, helping to develop future guidance for the sector. ”

Warren Goodall, Business Development Manager
Midland Lead



“ I’m a medical physicist working in Clinical and Radiation Physics at Derriford Hospital in Plymouth, focusing on nuclear medicine. I first joined the BIR as a trainee clinical scientist, attracted

by the programme of events and meetings and by the support available to people early in their careers. In 2013 I won the BIR/Philips Student Travel Bursary, which supported a placement I undertook at the Balfour Hospital in Kirkwall in the Orkney Islands, comparing radiology services in a remote, rural setting with large city-based hospitals.

Since then I’ve been involved with a number of BIR committees and groups, including the Young Professionals and Trainees SIG and the South West regional branch, and I am now the secretary of the Radiation Safety SIG Management Group.

This has given me the chance to be involved in planning events and educational resources and to represent the BIR on the Society of Radiological Protection’s International Committee, which links the UK radiation protection community with IRPA, the International Radiation Protection Association.

For me, the big attraction of the BIR is the opportunity to work with people from a range of professions, hearing the points of view of radiographers, radiologists, regulators and industry, and so broaden my understanding of radiology. ”

Katharine Thomson, Secretary
BIR Radiation Safety SIG
Management Group



“ I’m a diagnostic radiography student at London South Bank University (LSBU). I shall shortly be commencing my radiographer role at the Leicester Royal Infirmary (LRI).

In 2014, as president of the LSBU radiography society, I emailed the BIR to set up a connection with our society. We organised a meeting, during which I was invited to consider applying for a role on the Young Professionals and Trainee committee. Before applying, I wanted to learn more about the BIR and so attended its ‘Many Faces of Radiology’ event. Seeing a side to radiology I had never experienced before, I instantly knew that I wanted to be a part of this incredible multidisciplinary organisation. I submitted my application and was offered a role on the committee.

Since joining, the BIR has given me the opportunity to meet and work with some truly inspirational people. I assisted Hugh Turvey, the BIR’s artist-in-residence, to teach school children about how X-rays work using art and science at UKRC. I presented my story and the benefits of joining the BIR to university students. Currently, I am organising an event on how to get radiographers into research, something which, without the BIR, I would never have had the confidence to do. ”

Sophia Thom, Young Professionals and Trainee SIG Member



“ I am a consultant cardiothoracic radiologist at Papworth and Addenbrookes Hospitals in Cambridge.

I joined the BIR 20 years ago as a radiology SpR, taking advantage of the reduced subscription for trainees to gain

access to BJR and to the various educational opportunities provided by the BIR. I subsequently applied successfully for a BIR scholarship, which helped support me during a cardiothoracic fellowship in Vancouver.

Since becoming a consultant I have enjoyed both attending and contributing to BIR educational meetings as delegate and lecturer. My initial opportunity to present at a BIR meeting provided me a springboard to develop my presentation skills. As the current Chair of the BIR’s East of England Committee I lead a team which aims to deliver high quality educational events focused on multidisciplinary needs and the opportunity to discuss common issues with like-minded colleagues from around the region and nationally. I have also enjoyed contributing to BJR as reviewer, then editor, then senior editor and now the BIR’s Vice President for Publications.

I strongly feel the BIR is a vibrant community providing opportunities for all – from access to bursaries to networking (not to be undervalued!) at local or national events, from opportunities to present or develop learning tools to contributing to the development of the BIR at regional or national level via SIGs or branch committees.

Working with the BIR has been highly rewarding, helping me develop new skills and opportunities. Most importantly it has been great fun. ”

Dr Nick Screaton, BIR Trustee



Awards & prizes

The Institute offers a number of awards and prizes each year. The following lectures and prizes were awarded in 2016.

Lecture	Description	Recipient
Mayneord Memorial Lecture (sponsored by Toshiba)	Founded in memory of Professor V M Mayneord CBE FRS, past president and honorary fellow of the BIR. The lecture is given at UKRC and the recipient is awarded £1,000.	Professor Adrian Dixon
Sir Godfrey Hounsfield Lecture	Established in honour of Sir Godfrey Hounsfield and his pioneering work in computed tomography. The lecture is normally given at the BIR's annual congress and attracts a stipend of £1,000.	Professor Stephan Achenbach
Mackenzie Davidson Research Award (sponsored by Siemens Healthineers)	In memory of Sir James Mackenzie Davidson, this pump-priming award of £1,000 provides initial financial support for research in the fields of radiology, radiotherapy, oncology, radiography or medical physics.	Dr Susan Shelmerdine and team
Make It Better Service Award (sponsored by Bayer)	The award is given to the group of people who have demonstrated the best improvement in an aspect of service delivery by making it more effective or have improved patient experience. The winning team receive a plaque and up to £1,000 to attend UKRC.	Dr Aniket Tavare, Dr Sam Hare and team
Barclay Medal	Founded in memory of Dr Alfred Ernest Barclay, the medal is awarded to the person whose contribution to <i>BJR</i> has been a piece of original research of special merit (medical or scientific), contributing to the science and practice of radiology. The recipient receives a medal and £500.	Dr Lucy Warren
Early Career Investigator Award	This award of £250 plus a certificate is aimed at encouraging early career professionals in the general areas of diagnostic imaging, radiotherapy and related topics to carry out and publish research.	Dr Pierfrancesco Franco
Dr Prafulla Kumar Ganguli Award	This award is funded from a legacy left to the BIR by Dr Ganguli. The award of £250 is made to the author of the best original case report published in <i>BJR</i> <i>case reports</i> during the previous calendar year.	Dr Anuradha Rao
Trainee Prize For Excellence (sponsored by Philips)	An award of £750 for the best educational resource that can be made available via the BIR's website to its multidisciplinary trainee membership.	Dr Joshua Shur and team
Student Travel Bursary (sponsored by Philips)	Student Travel Bursary (sponsored by Philips). An award of £250 to provide assistance for attending a radiology or radiation oncology training event.	Mr Chao Jin Ho



Dr Joshua Shur receives the BIR Philips Trainee Award for Excellence from Past President, Dr David Wilson.



Professor Adrian Dixon delivering the BIR Toshiba Mayneord Lecture at UKRC 2016.

Annual Congress 2016

Our Annual Congress 2016 was our most popular yet. With four streams over two days this event was an opportunity to mix with colleagues, both new and old and to meet other professions and industry in the BIR community.



“ An excellent update on current practice and up-to-date guidelines. ”

“ An eye-opening experience. ”

“ I love the BIR, it is so inclusive... not just radiologists but radiographers, managers and industry representatives. ”



Our corporate members



Finance

The Institute recorded a net surplus of £382k for the 12 months to 31 March 2017 in comparison to a net deficit of £403k for the 12 months to 31 March 2016.

At an operating level, the Institute recorded a deficit of £236k in comparison to a deficit of £113k in the previous year.

The incoming resources for the 12 months were £1.61 million compared to £1.67 million in the 12 months to 31 March 2016. The principal sources of revenue are publishing (£905k), education (£319k) and membership subscriptions (£204k).

The outgoing resources for the year were £1.85 million compared to £1.78 million for the previous 12 months. The principal areas of expenditure were publishing (£786k), education (£725k) and membership (£291k).

The Institute is continuing its strategy to grow and develop, during which it is investing in new and existing income streams for the benefit of members and operating at a planned net deficit in order to achieve its long-term aims.

There have been major developments in the educational offer during the year with an emphasis being placed on quality rather than quantity. The number of face-to-face events remained the same, but they were augmented by a range of e-learning activities that provided an enhanced experience for delegates.

We also launched our first 'portfolio' of learning (on fetal MRI), a suite of subject-related educational material and activities that combine to build evidence of further learning in a specific topic; successful participants are issued with a certificate of completion.

We also expanded into other areas, launching Radiation Protection for Cardiology, six free online modules that meet the mandatory training requirements for ionizing radiation in the training syllabus for cardiologists in collaboration with the British Cardiovascular Society, the Royal College of Physicians and e-Learning for Healthcare.

Our successful webinar programme continued with 13 webinars delivered, three of which were sponsored by corporate supporters, and we held our first full-day online event, Virtual Environment in Radiotherapy (VERT): an educational study day for present and new users.

Other blended learning material that was developed during the year included multiple choice questions (MCQs) via *BJR*, training videos, filmed lectures, a suite of publications on personal protective equipment, speaker and author podcasts and a number of postcasts.

Our external engagement was ramped up during the year with two major public relations successes. We delivered a series of presentations on Radiotherapy: Cancer Treatment of the Past or Future? to the Parliamentary and Scientific Committee at the Palace of Westminster and provided editorial content for The Future of Imaging, a Media Planet supplement distributed by The Guardian.

We were delighted that membership numbers rose, while the growing number of corporate members – now up to 36 – is working collaboratively with us on mutually beneficial projects.

Statement of Financial Activities

Year Ended	2017	2016
31 March 2017	£'000	£'000

INCOMING RESOURCES

Publishing	905	957
Education	319	381
Membership	204	190
Voluntary income	0	0
Other Income	181	144

Total Incoming Resources	1,609	1,672
---------------------------------	--------------	--------------

RESOURCES EXPENDED

Publishing	778	863
Education	717	626
Membership	288	237
Costs of raising voluntary income	0	0
Governance costs	18	18
Other	9	5
Investment management fees	35	36

Total Resources Expended	1,845	1,785
---------------------------------	--------------	--------------

Net outgoing resources for the year	(236)	(113)
-------------------------------------	-------	-------

Unrealised gain (loss) on investments	618	(290)
---------------------------------------	-----	-------

Net movement in funds	382	(403)
-----------------------	-----	-------

Funds at 1 April 2016	4,937	5,340
-----------------------	-------	-------

Funds at 31 March 2017	5,319	4,937
-------------------------------	--------------	--------------

Balance Sheet as at	2017	2016
31 March 2017	£'000	£'000

Tangible Fixed Assets	240	267
Investments at Market Value	5,169	4,884

Total Fixed Assets	5,409	5,151
---------------------------	--------------	--------------

Current Assets	785	570
Current Liabilities	(875)	(784)

Net Assets	5,319	4,937
-------------------	--------------	--------------

Trustees' statement

These summarised accounts contain information from the statement of financial activities and the balance sheet for the year ended 31 March 2017, but are not the full statutory reports and accounts.

The auditors, Sayer Vincent, have issued an unmodified report on the full financial statements and on the consistency of the trustees' annual report with those financial statements, which were approved by the Council on 22 June 2017 and have been submitted to the Charity Commission.

The summarised accounts may not contain sufficient information to allow for a full understanding of the financial affairs of the Institute.



For further information, the full statutory report and accounts can be downloaded from the Institute's website at www.bir.org.uk.



Andy Rogers, President
Signed on behalf of the trustees

22 June 2017



-
-  @BIR_News
 -  /britishinstituteofradiology
 -  The British Institute of Radiology

The British Institute of Radiology, 48–50 St John Street, London EC1M 4DG

www.bir.org.uk

Registered charity number: 215869